

Prevalence of internet addiction among college students in the Indian setting: a systematic review and meta-analysis

Jaison Joseph ¹, Abin Varghese ², Vijay VR ³, Manju Dhandapani ⁴, Sandeep Grover ⁵, Suresh Sharma ⁶, Deepika Khakha ⁷, Sucheta Mann,¹ Biji P Varkey⁸

To cite: Joseph J, Varghese A, VR V, *et al.* Prevalence of internet addiction among college students in the Indian setting: a systematic review and meta-analysis. *General Psychiatry* 2021;**34**:e100496. doi:10.1136/gpsych-2021-100496

► Additional supplemental material is published online only. To view, please visit the journal online (<http://dx.doi.org/10.1136/gpsych-2021-100496>).

JJ and AV contributed equally.

JJ and AV are joint first authors.

Received 25 January 2021

Accepted 22 July 2021

ABSTRACT

Background The internet is an integral part of everyone's life. College going adolescents are highly vulnerable to the misuse of the internet.

Aims To estimate the pooled prevalence of internet addiction (IA) among college students in India.

Methods Literature databases (PubMed, Web of Science, Scopus, EMBASE, PsycINFO and Google Scholar) were searched for studies assessing IA using the Young Internet Addiction Test (Y-IAT) among adolescents from India, published in the English language up to December 2020. We included studies from 2010 to 2020 as this is the marked era of momentum in wireless internet connectivity in India. The methodological quality of each study was scored, and data were extracted from the published reports. Pooled prevalence was estimated using the fixed-effects model. Publication bias was evaluated using Egger's test and visual inspection of the symmetry in funnel plots.

Results Fifty studies conducted in 19 states of India estimated the prevalence of IA and the overall prevalence of IA as 19.9% (95% CI: 19.3% to 20.5%) and 40.7% (95% CI: 38.7% to 42.8%) based on the Y-IAT cut-off scores of 50 and 40, respectively. The estimated prevalence of severe IA was significantly higher in the Y-IAT cut-off points of 70 than 80 (12.7% (95% CI: 11.2% to 14.3%) vs 4.6% (95% CI: 4.1% to 5.2%)). The sampling method and quality of included studies had a significant effect on the estimation of prevalence in which studies using non-probability sampling and low risk of bias (total quality score ≥ 7) reported lower prevalence. The overall quality of evidence was rated as 'moderate' based on the Grading of Recommendations Assessment, Development and Evaluation criteria.

Conclusions Our nationally representative data suggest that about 20% to 40% of college students in India are at risk for IA. There is a need for further research in the reconsideration of Y-IAT cut-off points among Indian college students.

PROSPERO registration number CRD42020219511.

INTRODUCTION

Internet use has evolved into an inseparable routine of human life, and it has revolutionised the world with its infinite possibilities. The use of the internet has transformed the

world in terms of information sharing, business opportunities, communication, learning, relationships, socialisation, shopping, entertainment, all now accessible with a single click.¹ The internet has become an integral part of life, and currently, India is the second-largest internet user globally. Internet and broadband penetration in India is increasing steadily, with 665.31 million internet users in 2019.²

The use of the internet is highly individualised. The healthy way of using it is to accomplish a planned objective within a reasonable period with no behavioural or intellectual distress. Some individuals succeed in limiting their internet use, whereas others cannot regulate themselves.³ Misuse of the internet has become a health concern worldwide and is growing swiftly and steadily. The field of internet addiction (IA) has experienced significant debates over the years. WHO included internet gaming disorder in the chapter of substance and behavioural addiction in the 11th edition of the International Classification of Diseases and Related Health Problems (ICD-11).⁴ At present, there are many uncertainties regarding the conceptualisation of IA as a disorder, including internet gaming disorder.⁵ However, most scholars describe IA as an impulse control disorder characterised by excessive or poorly controlled preoccupations, urges or behaviours regarding computer use and internet access that lead to impairment or distress.⁶ Multiple scales, questionnaires and instruments are developed over time to measure IA. But the most commonly used reliable scale is the Internet Addiction Test (IAT) developed by Young. The scale consists of 20 items rated on a 5-point Likert scale yielding a total score with a range of 20 to 100.⁷

The substantial data on the epidemiology of IA are voluminous across the globe.



© Author(s) (or their employer(s)) 2021. Re-use permitted under CC BY-NC. No commercial re-use. See rights and permissions. Published by BMJ.

For numbered affiliations see end of article.

Correspondence to

Jaison Joseph;
jaisonjsph@yahoo.com

However, there is inconclusive evidence regarding the exact magnitude of the problem because the prevalence varies according to country and study context. A study conducted in six Asian countries reported the prevalence of IA varies from 5% to 21%.⁸ Even within the same country, there is a marked difference in the prevalence of IA due to diverse screening scales with inconsistent cut-off scores. For example, studies conducted across various parts of the Indian subcontinent revealed variable prevalence estimates of IA among college students (5% to 46.7%).⁹ IA can reduce the young generation's productivity and cause cognitive dysfunction, poor academic performance and physical, mental and behavioural disturbances.¹⁰ Therefore, it is imperative to estimate IA's magnitude among Indian college students to obtain accurate epidemiological data to develop different strategies and programmes to intervene in this problem. To the best of our knowledge, no meta-analysis has been conducted to estimate the pooled prevalence of IA among Indian college students. Accordingly, we aimed to estimate the pooled prevalence of IA among Indian college students to provide substantial epidemiological evidence to minimise IA's catastrophe and facilitate the development of interventions to create productive and responsible citizens.

METHODS

Search strategy

This meta-analysis is reported following the Preferred Reporting Items for Systematic Reviews and Meta-analyses (PRISMA) checklist¹¹ and was registered in the PROSPERO database (International Prospective Register of Systematic Reviews) (CRD42020219511). Three investigators (MD, SM, BV) independently searched the following electronic bibliographic databases for studies published up to 31 December 2020: PubMed, Web of Science, Scopus, EMBASE, PsycINFO and Google Scholar. College-based prevalence studies conducted in the Indian setting that estimated IA using the Young Internet Addiction Test (Y-IAT) and published in the English language were evaluated. We included studies from 2010 to 2020 as this is the marked era of momentum in wireless internet connectivity in India.¹² Additionally, archives of relevant Indian Journals were reviewed for maximum inclusion of available studies. The cross-references of the identified studies were explored for additional studies. The numerous keywords used in our study across several databases include: epidemiology (MeSH) OR prevalence (MeSH) AND (internet addiction disorder (MeSH) OR students (MeSH) OR problematic internet use) AND India (MeSH) AND (students). (online supplemental material 1).

Inclusion and exclusion criteria

The eligibility criteria of this meta-analysis were based on the PICOS acronym. Population (P): college students attending various professional courses in India (without restriction in the type of professional courses).

Professional courses were defined as any academic courses after the 12th standard approved by the Government of India. Intervention/exposure: the excessive use of the internet measured using Y-IAT. Comparison: comparison of self-reported measures of excessive internet use based on Young's criteria cut-off points 50 (Y-IAT ≥ 50) and 40 (Y-IAT ≥ 40). Outcomes: the primary outcome was pooled prevalence rate and severity of IA according to standard cut-off scores of Y-IAT. The related factors such as gender, sampling method, overall methodological quality, professional stream of education and year of publication of included studies that may have an impact on the prevalence of IA were also explored. Study design: observational studies (cross-sectional and cohort studies) conducted among college students attending various professional courses in India. The following studies were excluded: (a) studies that reported IA and were conducted outside of India and (b) epidemiological studies conducted in India with a different population such as school-going adolescents, not mentioning Y-IAT cut-off points or using different screening tools for IA.

Studies selection and data extraction

Two reviewers (JJ, VV) independently assessed and screened the eligibility of studies based on the selection criteria. A list of possible articles was generated, and inconsistencies were resolved by consensus involving a third reviewer (AV). Two investigators (SM, BV) independently appraised the full texts of appropriated records and prepared the preliminary draft of data abstraction. The intellectual revision and verification of data abstraction were carried out by two authors (DK, JJ), and the complete data were arranged based on the following study characteristics: author (year of publication), study setting (state/population), sample size/sampling method, age and prevalence according to the severity of IA and gender respectively.

Quality assessment

Two independent reviewers (MD, VV) employed the 'JBI Critical Appraisal Checklist for Studies Reporting Prevalence Data' to assess included studies' methodological quality.¹³ This checklist has nine criteria with a total quality score ranging from 1 to 9. We classified scores as having high (0 to 3), moderate (4 to 6) and low (7 to 9) risk of bias based on the scoring criteria adopted by an earlier study.¹⁴ Discrepancies in the quality scoring of two reviewers were addressed by a third independent reviewer (SS). Any disagreement about the scoring of the included studies' methodological quality was resolved by mutual discussion and reaching a consensus (JJ, AV, MD, VV, SS). The Grading of Recommendations Assessment, Development and Evaluation (GRADE) method was used to evaluate the quality of evidence.¹⁵

Statistical methods

The statistical analysis was carried out using the software MetaAnalyst (3.1 beta for windows). Medium

heterogeneity between studies was found using I^2 and Cochran's Q statistic ($I^2=49.1\%$, $Q=99.9$, $p<0.001$), so a fixed effect model was used. Furthermore, I^2 was interpreted as zero, low, medium and high heterogeneity with the values of 0%, 25%, 50% and 75%, respectively.¹⁶ Moreover, a subgroup analysis (sampling design, gender, the stream of education, severity of addiction, year of publication, methodological quality) and sensitivity analysis were also conducted to address the impact of individual studies. Funnel plot and Egger's regression tests were used to assess potential publication bias. Egger's regression test with a $p<0.05$ was considered as having statistically significant publication bias. Similarly, a two-tailed $p<0.05$ was considered statistically significant in the entire study. The sources of heterogeneity were explored using meta-regression analysis.

RESULTS

Identification of studies

The database search identified 1344 reports: 830 through PubMed, 42 through Web of Science, 19 through Scopus, 112 through EMBASE, 29 through PsycINFO and 312 through Google Scholar. Of these reports, 580 were excluded because they were duplicates. After screening titles and abstracts, another 549 were excluded because they did not meet the selection criteria. The full texts of 215 possibly pertinent records were retrieved for screening, and 165 of these were excluded for the reasons summarised in figure 1. Therefore, 50 eligible articles identified in databases were included in this meta-analysis.

Characteristics of included studies

A total of 50 studies were included in the systematic review based on Young's criteria cut-off scores of 50 (Y-IAT ≥ 50 ; $n=20901$, $k=42$)^{17–58} and 40 (Y-IAT ≥ 40 ; $n=2816$, $k=8$).^{59–66} The included studies' characteristics are summarised in

tables 1 and 2. The sample population covered young adults in the age group 17 to 35 who were pursuing their careers in the medical and engineering science stream ($n=15\,262$, $k=39$) and allied courses such as basic Science and arts stream ($n=8455$, $k=11$). Comprehensive coverage was made possible by the inclusion of studies from 19 states and 1 union territory of India with an adequate representation from different regions: South ($k=20$), North ($k=12$), North-East ($k=1$), Central ($k=4$), East ($k=4$) and West ($k=10$). Convenience sampling designs were used in most of the reports ($k=32$) compared with probability sampling methods ($k=18$). The included studies estimated IA's severity using different cut-off points such as 40, 50, 70 and 80. Therefore, summary estimates of the addiction's severity, namely moderate and severe IA, were separately extracted according to cut-off points. Most of the included studies investigated the prevalence with a Y-IAT cut-off score of 50 in which the highest and lowest prevalence for moderate and severe addiction were reported at 48.2%, 7.4% and 39.5%, 0.3%, respectively.^{19 38 51 57} The gender prevalence for IA has also been identified to have an in-depth understanding. A relative proportion of males ($n=5442$) and females ($n=5902$) were found in 28 studies. Wide variations were observed in the individual studies on IA's prevalence among males ranging from 2.2%³⁸ to 67.7%²⁰ and females ranging from 3.3%⁵⁸ to 43.8%.²³

Prevalence of IA among college students in India

We used a fixed-effects inverse variance model to estimate the pooled prevalence of IA among young adults as there existed mild heterogeneity between studies (Y-IAT ≥ 50 — $I^2=49.1\%$, $Q=99.9$, $p<0.001$, Tau squared=28.6; Y-IAT ≥ 40 — $I^2=49.7\%$, $Q=99.8$, $p<0.001$, Tau squared=55.7). The overall prevalence of IA was 19.9% (95% CI: 19.3% to 20.5%; figure 2) and 40.7% (95% CI: 38.7% to 42.8% (online supplemental material 2) based on Y-IAT cut-off

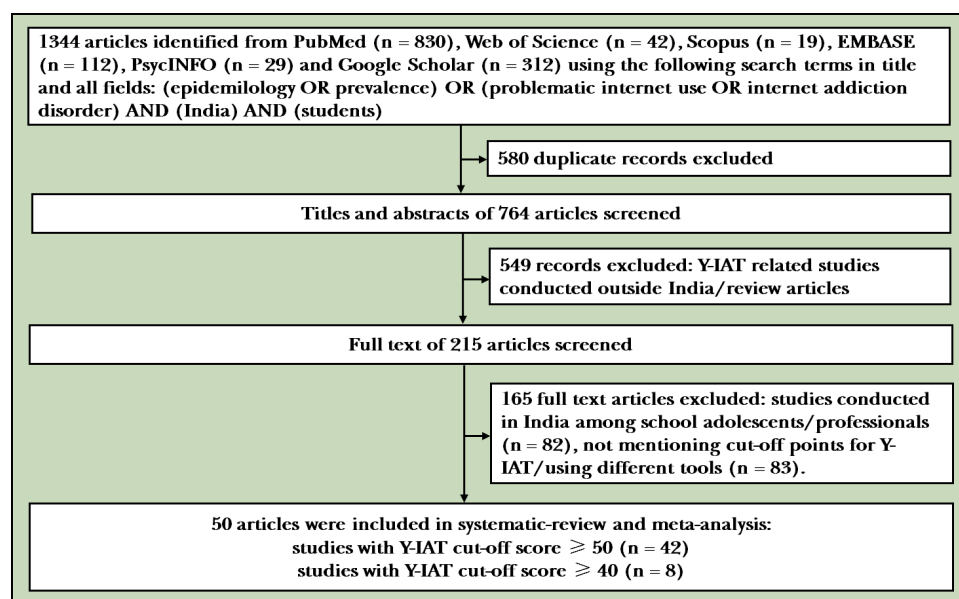


Figure 1 Process of search and selection of studies. Y-IAT, Young Internet Addiction Test.

Table 1 Description of studies measuring prevalence of internet addiction among college students in India based on the Y-IAT (Y-IAT ≥ 50)

Author/Year of publication	State/Population	Sample size/Method/Design	Age (years)	Moderate addiction (Y-IAT 50–79) Prevalence (%)	Severe addiction (Y-IAT 80–100) Prevalence (%)	Prevalence by gender (Y-IAT ≥ 50)
Parvathy <i>et al</i> (2020) ¹⁷	Kerala/Medical students	368/convenience/cross-sectional	18–28	22.8% (84/368)	Nil	NM
Pathak <i>et al</i> (2020) ¹⁸	Karnataka/Medical students	150/convenience/cross-sectional	NM	14.0% (21/150)	4.0% (6/150)	Male: 23.8% (20/84) Female: 10.6% (7/66)
Jaiswal <i>et al</i> (2020) ¹⁹	Rajasthan/Medical & Engineering students	307/simple random / cross-sectional	19.9 (mean age)	48.2% (148/307)	3.3% (10/307)	NM
Aqeel <i>et al</i> (2020) ²⁰	Uttar Pradesh/Medical students	488/convenience/cross-sectional	22.7 (mean age)	19.7% (96/488)	0.8% (4/488)	Male: 67.7% (160/236) Female: 55.5% (140/252)
Srivastava <i>et al</i> (2020) ²¹	Uttar Pradesh / Science & Art students	133/simple random/ cross-sectional	19–30	20.3% (27/133)	0.7% (1/133)	NM
Murarkar <i>et al</i> (2020) ²²	Maharashtra/Medical & Engineering students	303/convenience/cross-sectional	17–20	17.4% (53/303)	0.3% (1/303)	NM
Veena <i>et al</i> (2019) ²³	Karnataka/ Engineering students	455/simple random/ cross-sectional	17–21	11.4% (52/455)	0.7% (3/455)	Male: 50.1% (155/309) Female: 43.8% (64/146)
Bhatt <i>et al</i> (2019) ²⁴	Himachal Pradesh/ Medical Students	320/convenience/cross-sectional	21 (median age)	23.4% (75/320)*	Nil	NM
Asokan <i>et al</i> (2019) ²⁵	Kerala/Medical students	381/convenience/cross-sectional	NM	21.7% (83/381)	0.5% (2/381)	NM
Ghanate <i>et al</i> (2019) ²⁶	Karnataka/ Medical students	700/simple random/ cross-sectional	20–35	17.4% (121/700)	1.7% (13/700)	NM
Padmanabha <i>et al</i> (2019) ²⁷	Karnataka/ Medical students	115/convenience/cross-sectional	19–22	19.1% (22/115)	Nil	NM
Kishore <i>et al</i> (2019) ²⁸	Kolkata/Public health students	147/convenience/cross-sectional	20–26	12.2% (18/147)	2.7% (4/147)	NM
Kannan <i>et al</i> (2019) ²⁹	Puducherry/Medical students	201/convenience/cross-sectional	18–25	17.4% (35/201)*	Nil	Male: 22.8% (29/127) Female: 8.1% (6/74)
Anand <i>et al</i> (2018) ³⁰	Karnataka/Science & Art students	2776/convenience/cross-sectional	18–21	16.4% (455/2776)	0.5% (13/2776)	NM
Anand <i>et al</i> (2018) ³¹	Karnataka/Engineering students	1086/convenience/cross-sectional	18–21	9.7% (105/1086)	0.4% (4/1086)	NM
Anand <i>et al</i> (2018) ³²	Karnataka & Kerala/ Medical students	1763/convenience/cross-sectional	18–21	10.4% (183/1763)	0.8% (14/1763)	NM
Sharma <i>et al</i> (2018) ³³	Karnataka/Science & Art students	1304/simple random/ cross-sectional	19.1 (mean age)	15.8% (206/1304)	0.5% (7/1304)	Male: 27.7% (163/588) Female: 7.0% (50/716)
Singh <i>et al</i> (2018) ³⁴	Punjab/Medical students	122/convenience/cross-sectional	19–24	19.7% (24/122)	Nil	NM

Continued

Table 1 Continued

Author/Year of publication	State/Population	Sample size/Method/Design	Age (years)	Moderate addiction (Y-IAT 50–79) Prevalence (%)	Severe addiction (Y-IAT 80–100) Prevalence (%)	Prevalence by gender (Y-IAT ≥50)
Gupta <i>et al</i> (2018) ³⁵	New Delhi/Science & Art students	380/simple random/cross-sectional	19.1 (mean age)	25.3% (96/380)*	Nil	Male: 26.2% (62/236) Female: 23.6% (34/144)
Damor <i>et al</i> (2018) ³⁶	Gujarat/Medical students	313/convenience/cross-sectional	NM	17.3% (54/313)	0.3% (1/313)	Male: 25.5% (41/161) Female: 9.2% (14/152)
Suresh <i>et al</i> (2018) ³⁷	Karnataka/Medical students	150/convenience/cross-sectional	NM	18.6% (28/150)	0.6% (1/150)	NM
Kumar <i>et al</i> (2018) ³⁸	West Bengal/Science & Art students	200/simple random/cross-sectional	21.6 (mean age)	31.5% (63/200)	39.5% (79/200)	NM
Kumar <i>et al</i> (2017) ³⁹	Madhya Pradesh/Medical students	349/convenience/cross-sectional	21.1 (mean age)	6.0% (21/349)*	Nil	Male: 2.2% (1/45) Female: 6.6% (20/304)
Mutalik <i>et al</i> (2017) ⁴⁰	Karnataka/Medical & Engineering students	934/simple random/cross-sectional	17–29	18.8% (176/934)	0.6% (6/934)	Male: 23.2% (97/418) Female: 16.5% (85/516)
Priya <i>et al</i> (2017) ⁴¹	Uttar Pradesh/Medical students	382/convenience/cross-sectional	16–24	11.78 (45/382)	5.8% (22/382)	NM
Subhprada <i>et al</i> (2017) ⁴²	Andhra Pradesh/Medical students	95/simple random/cross-sectional	NM	24.2% (23/95)	Nil	Male: 32.2% (19/59) Female: 11.1% (4/36)
Patil <i>et al</i> (2017) ⁴³	Maharashtra/Medical students	488/convenience/cross-sectional	18–24	34.8% (170/488)	3.7% (18/488)	Male: 41.8% (115/275) Female: 34.3% (73/213)
Gedam <i>et al</i> (2017) ⁴⁴	Maharashtra/Medical students	846/convenience/cross-sectional	17–24	19.5% (165/846)	0.4% (4/846)	Male: 30.1% (55/183) Female: 17.0% (113/663)
Niranjan <i>et al</i> (2017) ⁴⁵	Pondicherry/Medical students	200/simple random/cross-sectional	20.7 (mean age)	16.5% (33/200)	Nil	Male: 21.2% (23/108) Female: 10.8% (10/92)
Nagori <i>et al</i> (2016) ⁴⁶	Gujarat/Medical students	525/convenience/cross-sectional	NM	8.4% (44/525)	0.9% (5/525)	Male: 13.5% (33/245) Female: 5.7% (16/280)
Bhat <i>et al</i> (2016) ⁴⁷	Karnataka/Science & Art Students	1763/convenience/cross-sectional	18–25	10.4% (183/1763)	0.8% (14/1763)	NM
Gedam <i>et al</i> (2016) ⁴⁸	Maharashtra/Medical students	390/simple random/cross-sectional	19.5 (mean age)	21% (82/390)	2.3% (9/390)	Male: 32.4% (47/145) Female: 17.9% (44/245)
Kshatri <i>et al</i> (2016) ⁴⁹	Odisha/Medical students	506/convenience/cross-sectional	18–28	25.7% (130/506)	0.6% (3/506)	Male: 30.2% (91/301) Female: 20.5% (42/205)
Nath <i>et al</i> (2016) ⁵⁰	Assam/Medical students	188/convenience/cross-sectional	18–30	46.3% (87/188)	0.5% (1/188)	Male: 55.1% (63/114) Female: 33.7% (25/74)
Chaudhari <i>et al</i> (2015) ⁵¹	Maharashtra/Medical students	282/simple random/cross-sectional	17–24	7.4% (21/282)	Nil	Male: 12.3% (15/122) Female: 3.8% (6/160)
Krishnamurthy <i>et al</i> (2015) ⁵²	Bengaluru/Science & Art students	515/multistage cluster random/cross-sectional	16–26	8.9% (46/515)	Nil	NM

Continued

Table 1 Continued

Author/Year of publication	State/Population	Sample size/Method/Design	Age (years)	Moderate addiction (Y-IAT 50–79) Prevalence (%)	Severe addiction (Y-IAT 80–100) Prevalence (%)	Prevalence by gender (Y-IAT≥50)
Bhatt et al (2015) ⁵³	Kashmir/Science & Art students	130/convenience/cross-sectional	NM	28.4% (37/130)	30.0% (39/130)	NM
Kawa et al (2015) ⁵⁴	Kashmir/Science & Art students	100/convenience/cross-sectional	NM	29.0% (29/100)	4.0% (4/100)	NM
Sulania et al (2015) ⁵⁵	New Delhi/Medical students	202/convenience/cross-sectional	16–28	15.4% (31/202)	Nil	Male: 28.1% (18/64) Female: 9.4% (13/138)
Srijampana et al (2014) ⁵⁶	Andhra Pradesh/Medical students	211/convenience/cross-sectional	17–25	11.8% (25/211)	0.4% (1/211)	Male: 11.1% (10/90) Female: 13.2% (16/121)
Sharma et al (2014) ⁵⁷	Madhya Pradesh/Medical & Engineering students	391/simple random/cross-sectional	15–25	7.4% (29/391)	0.3% (1/391)	Male: 45.8% (115/251) Female: 29.5% (52/176)
Malviva et al (2014) ⁵⁸	Madhya Pradesh/Medical students	242/simple random/cross-sectional	21–25	18.6% (45/242)	9.5% (23/242)	Male: 6.1% (15/164) Female: 3.3% (8/78)

*Y-IAT score of ≥50 indicates possible internet addiction. NM, not mentioned; Y-IAT, Young Internet Addiction Test.

scores of 50 and 40, respectively. Furthermore, moderate IA prevalence ranged from 17.6% (Y-IAT 50–79) to 34.2% (Y-IAT 40–69). The estimated prevalence of severe IA was significantly higher in the Y-IAT cut-off points of 70 than 80 (12.7% (95% CI: 11.2% to 14.3%) vs 4.6% (95% CI: 4.1% to 5.2%)).

The quality assessment of the studies (k=50) is summarised in online supplemental material 3. The included studies in the meta-analysis were found to have a low (k=26) or moderate (k=24) risk of bias. The quality score ranged from 4 to 9 with a median value of 7 and a mean of 6.72. The overall quality of evidence was rated as 'moderate' based on the following criteria GRADE assessment (online supplemental material 4). (a) Risk of bias was evaluated based on Joanna Briggs Institute (JBI) critical appraisal checklist for studies reporting prevalence data. The median and mean score was 7 and 6.72, respectively, in which the total score was ranging from 1 to 9. Therefore, no serious risk of bias was identified. (b) Inconsistency: no serious inconsistency in results was noted as the I^2 value was less than 50%. (c) Indirectness: approximately 60% of the studies had an adequate sample frame to address the target population. Therefore, no serious indirectness in the outcome measure was identified. (d) Imprecision: there was a wide CI around the pooled prevalence estimate based on IAT cut-off scores. (e) Publication bias: non-significant p value (0.44) in Eggers's test was found and a reasonable symmetry of the funnel plot revealed no publication bias (online supplemental material 5).

Sensitivity analysis

Leave-one-out sensitivity analysis was performed to address the possible impact of any particular study on the aggregate pooled effect. There was no significant influence of any specific study on the overall prevalence of adult IA (19.9%), and the values ranged from 19.3% (18.7% to 19.9%) to 20.7% (20% to 21.3%).

Subgroup analysis

Except for the eight studies that used the cut-off score of 40, all the remaining studies (k=42) in this review evaluated IA by using the Y-IAT cut-off point of 50. Therefore, 42 studies and the 8 studies were subjected to subgroup analysis separately based on different variables such as the severity of the addiction, gender, sampling methods, stream of education, quality scoring and year of publication. Subgroup analyses of the severity of addiction were separately done based on the Y-IAT cut-offs of both 40 and 50. Almost all the variables demonstrated significant differences in prevalence rates between the subgroups. Concerning gender, males had a significantly higher prevalence rate for IA as compared with females based on both Y-IAT cut-offs at 40 and 50 (Y-IAT ≥50: 32.5% vs 20.2%; Y-IAT ≥40: 56.8% vs 48.9%). No statistically significant difference was observed in the prevalence of IA based on the stream of education in the Y-IAT cut-off score of 50 (p=0.542). However, students in the medical and engineering stream had a lower prevalence of IA (29.5%) than

Table 2 Description of studies measuring prevalence of internet addiction among college students in India based on the Y-IAT (Y-IAT \geq 40)

Author/Year of publication	State/Population	Sample size/Method/Design	Age (years)	Moderate addiction (Y-IAT 40–69) Prevalence (%)	Severe addiction (Y-IAT 70–100) Prevalence (%)	Prevalence by gender (Y-IAT \geq 40)
Nathawat <i>et al</i> (2020) ⁵⁹	Goa/Science & Art students	200/convenience/cross-sectional	17–20	15.0% (30/200)*	NM	Male: 7.5% (15/100) Female: 7.5% (15/100)
Awasthi <i>et al</i> (2020) ⁶⁰	Uttarakhand/Medical students	221/convenience/cross-sectional	17–24	26.7% (59/221)	5.9% (13/221)	NM
Jain <i>et al</i> (2020) ⁶¹	Rajasthan/Science & Art students	954/simple random/cross-sectional	17–34	43.2% (412/954)	15.5% (148/954)	Male: 61.4% (355/578) Female: 54.1% (205/376)
Mukherjee <i>et al</i> (2020) ⁶²	Kolkata/Medical students	150/convenience/cross-sectional	NM	50.7% (76/150)	19.3% (29/150)	Male: 72.4% (21/77) Female: 27.6% (8/73)
Gayathri <i>et al</i> (2020) ⁶³	Tamil Nadu/Medical students	300/simple random/cross-sectional	18–24	22.3% (67/300)†	2.3% (7/300)	Male: 28.8% (30/104) Female: 22.4% (44/196)
Kandre <i>et al</i> (2020) ⁶⁴	Gujarat/Medical students	427/convenience/cross-sectional	18–26	15.0% (64/427)	0.9% (4/427)	NM
Patel <i>et al</i> (2018) ⁶⁵	Gujarat/Medical students	139/convenience/cross-sectional	19.4 (mean age)	74.8% (104/139)	16.6% (23/139)	Male: 93.8% (76/81) Female: 87.9% (51/58)
Thakur <i>et al</i> (2018) ⁶⁶	Madhya Pradesh/Engineering students	425/multistage stratified random / cross-sectional	17–23	17.7% (75/425)	1.3% (6/425)	Male: 82.5% (146/177) Female: 68.1% (169/248)

*Y-IAT score of \geq 40 indicates possible internet addiction.

†Y-IAT score of 40–69 indicates possible moderate internet addiction.

NM, not mentioned; Y-IAT, Young Internet Addiction Test.

students who were enrolled in other streams (53.6%) based on the Y-IAT cut-off score of 40. Methodological aspects of the studies, especially the sampling designs, affected the prevalence. The overall prevalence among the studies that used probability sampling was relatively higher as compared with those that used non-probability sampling (Y-IAT \geq 50: 22.5% vs 18.2%; Y-IAT \geq 40: 44.7% vs 33.1%). All the included studies that used a Y-IAT cut-off score of 40 ($n=8$) were conducted from 2018 to 2020. Therefore, subgroup analysis based on the period of publication was restricted to studies with Y-IAT \geq 50 which revealed a pooled prevalence of 19.9%. (table 3).

Meta-regression analysis

The sources of heterogeneity might be the systematic differences between included studies, in terms of cut-off scores of measuring instruments and inclusion/exclusion criteria. Meta-regression analysis was separately done for studies based on Y-IAT cut-off scores of 50 and 40. The results indicated that methodological quality and publication year

did not contribute to heterogeneity (online supplemental material 6).

DISCUSSION

Main findings

Fifty studies conducted in 19 states of India estimated the overall prevalence of IA as 19.9% (95% CI: 19.3% to 20.5%) and 40.7% (95% CI: 38.7% to 42.8%) based on Y-IAT cut-off scores of 50 and 40, respectively. The heterogeneity level was mild ($I^2=49.1\%$), and most of the included studies had a low risk of bias in terms of methodological quality. Exclusion of any specific study did not affect the overall prevalence in which the values ranged from 19.3% (18.7% to 19.9%) to 20.7% (20% to 21.3%). This pooled estimate of IA in Indian college students is higher than the findings of the two meta-analyses of similar studies conducted in China (11%).^{67 68} There was a significant difference in prevalence of IA severity based on Y-IAT cut-off points. Moderate IA ranged from 17.6% (Y-IAT 50–79) to 34.2% (Y-IAT 40–69)

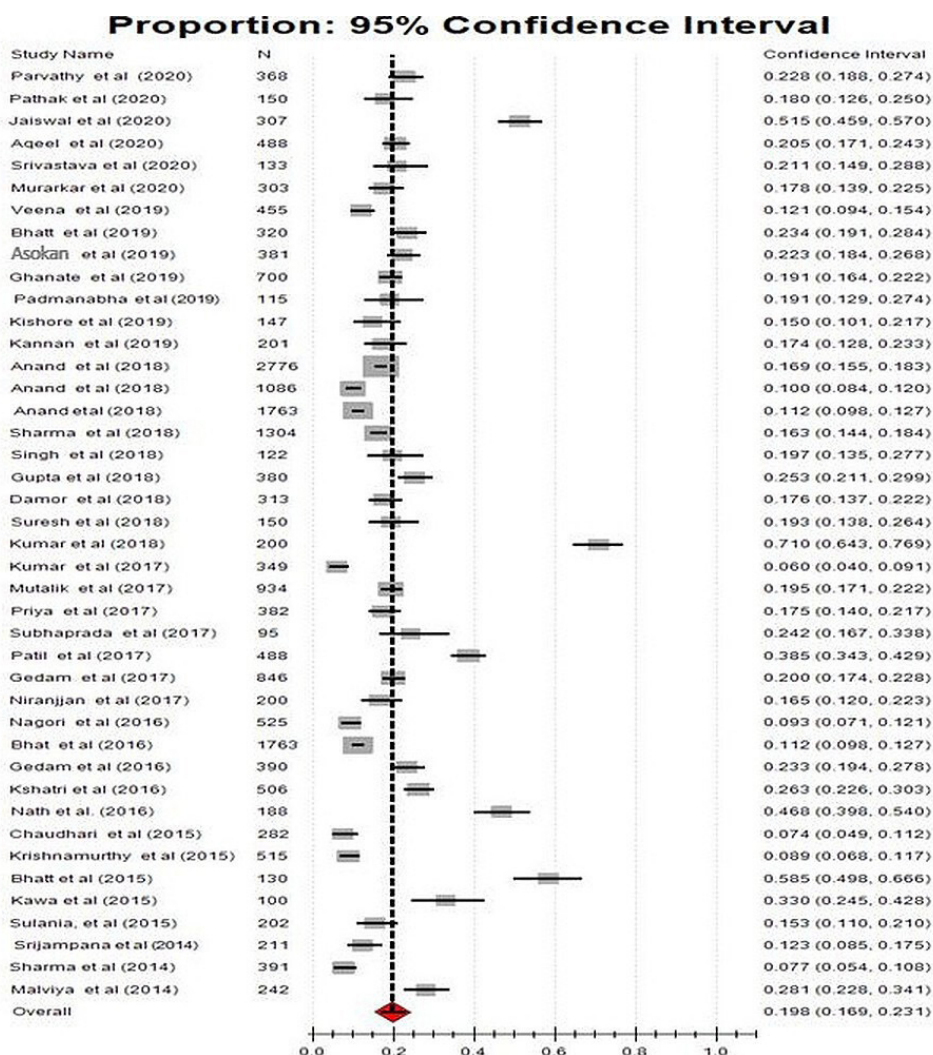


Figure 2 Pooled prevalence of IA among college students (Y-IAT \geq 50). Y-IAT, Young Internet Addiction Test.

and severe IA was significantly higher with Y-IAT cut-off points of 70 than 80 (12.7% (95% CI: 11.2% to 14.3%) vs 4.6% (95% CI: 4.1% to 5.2%)). We detected that the pooled prevalence was lower among females, which was similar to the estimates of some of the observational studies^{69,70} and a meta-analysis.⁷¹ Similar findings were also reported in a study conducted in the Indian context.⁷² The sampling method and quality of included studies had a significant effect on the estimate of prevalence. In general, studies using convenience sampling and low risk of bias (Y-IAT \geq 7) reported lower prevalence regardless of the cut-off point of Y-IAT.

The current meta-analysis observed that about 20% to 40% of college students in India are at risk for IA. Y-IAT is a screening instrument and does not diagnose IA, which further adds some possible explanations to our findings. First, the estimated prevalence of IA varies with screening criteria. Studies conducted worldwide have also reported a wide variation in the prevalence of IA among college students. Our findings are comparable to the magnitudes of IA reported in observational studies from Nigeria (20.1%),⁷³ Lebanon (16.8%)⁷⁴ and Japan (15.0%)⁷⁵ but

higher than the prevalence figures from Spain (6.08%),⁷⁶ China (6%)⁷⁷ and lower than those reported from Iran (34.6%),⁷⁸ Malaysia (36.9%)⁷⁹ and Jordan (40.0%)⁸⁰. Second, the standardisation of the cut-off scores of the screening tool is essential for the exact evaluation of the magnitude of IA in this setting. The present study findings are based on measuring a single standard screening instrument (Y-IAT) with different cut-off points. Y-IAT is a screening instrument, and there is scanty evidences regarding its diagnostic validity across the world. The overall prevalence of 19.9% (Y-IAT \geq 50) in this meta-analysis is consistent with some of the previous studies with similar cut-off points conducted in Lebanon (16.8%)⁷⁴ but lower than those found in Ethiopia (29.4%).⁸¹ In subgroup analyses, the pooled prevalence of severe IA was 4.6% and 12.7% based on the Y-IAT cut-off scores of 80 and 70. Interestingly, these significant differences in prevalence estimates were also observed in IA's moderate category based on the Y-IAT cut-off scores of 50 and 40 (17.6% vs 34.2%). Taken together, all these results further support the need for further research in the reconsideration of cut-off points of Y-IAT among Indian college students.

Table 3 Subgroup analysis of Internet addiction (Y-IAT ≥ 50 & Y-IAT ≥ 40 , respectively) based on the fixed effect model

Subgroup	Category	No. of studies	Events/N	Pooled prevalence (95% CI) (%)	Heterogeneity		χ^2 (P value)
					I ²	T	
Gender	Male (Y-IAT ≥ 50)	22	1347/4325	32.5 (31.0 to 33.9)	48.5	31.1	238.9 (p<0.001)
	Female (Y-IAT ≥ 50)	22	842/4851	20.2 (18.9 to 21.5)	48.8	43.2	
	Male (Y-IAT ≥ 40)	6	513/1117	56.8 (53.6 to 60.1)	49.3	58.7	0.2 (p=0.681)
	Female (Y-IAT ≥ 40)	6	492/1051	48.9 (45.5 to 52.3)	49.3	54.8	
Sampling method	Convenience (Y-IAT ≥ 50)	27	2464/14373	18.2 (17.6 to 18.9)	48.9	24.4	28.7 (p<0.001)
	Random (Y-IAT ≥ 50)	15	1320/6528	22.5 (21.4 to 23.7)	49.3	37.0	
	Convenience (Y-IAT ≥ 40)	5	402/1137	33.1 (29.9 to 36.5)	49.6	66.0	14.8 (p<0.001)
	Random (Y-IAT ≥ 40)	3	715/1679	44.7 (42.1 to 47.2)	49.8	54.7	
Stream of education	Medical & Engineering (Y-IAT ≥ 50)	33	2465/13600	19.7 (19.0 to 20.4)	48.8	26.1	0.4 (p=0.542)
	Others (Y-IAT ≥ 50)	9	1299/7301	18.4 (17.5 to 19.4)	49.6	38.0	
	Medical & Engineering (Y-IAT ≥ 40)	6	527/1662	29.5 (27.1 to 32.0)	49.5	54.9	107.3 (p<0.051)
	Others (Y-IAT ≥ 40)	2	590/1154	53.6 (50.6 to 56.6)	49.7	68.3	
Quality score	≤ 6 (Y-IAT ≥ 50)	21	1535/7217	22.7 (21.7 to 23.8)	49.2	37.1	74.3 (p<0.001)
	≥ 7 (Y-IAT ≥ 50)	21	2249/13684	17.4 (16.7 to 18.0)	48.9	21.3	
	≤ 6 (Y-IAT ≥ 40)	3	306/587	47.5 (42.6 to 52.5)	49.7	73.1	47.9 (p<0.001)
	≥ 7 (Y-IAT ≥ 40)	5	811/2227	39.2 (37.0 to 41.5)	49.7	55.0	
Year of publication	2014–2017 (Y-IAT ≥ 50)	20	1572/8774	19.9 (19.0 to 20.8)	49.1	33.2	0.3 (p=0.620)
	2018–2020 (Y-IAT ≥ 50)	22	2212/12162	19.9 (19.1 to 20.7)	49.1	26.5	

N, total number of samples; Y-IAT, Young Internet Addiction Test.

Implications

The use of the internet is rampant in India, and we found that the overall prevalence of IA among college students was as high as 40.7% based on the Y-IAT cut-off score of 40. Our findings open an area of discussion for placing greater attention on internet usage in young adults, justifying the increased investment in their mental health. India is one of the youngest populations globally, and this population is extremely vulnerable to IA, necessitating appropriate intervention strategies. Although WHO has given recommendations for the duration of screen use for different age groups, there are no specific recommendations from the government of India. In general, there is a lack of awareness about the WHO recommendations, and children are allowed to use the screen and internet from a very young age, as young as infants. Parents are not aware of the deleterious effect of the excessive early use of screens and the internet, and it is fashionable to allow children to use the internet at a very early age. If one considers the increasing trend of IA in the recent years, the high prevalence of IA in adolescents and young adults seen in the present meta-analysis suggests that there is a need to develop a national policy for the use

of the internet among the young children, adolescents and young adults. If this is not addressed as a priority, the country must anticipate a large population dependent on the internet, requiring medical attention. There is a need to reorientate the existing mental health services to address this behavioural addiction through internet deaddiction centres.

Strength and limitations

This is the first meta-analysis evaluating the pooled prevalence of IA in Indian college students to the best of our knowledge. Most of the included studies were rated as moderate quality, and the studies covered in this meta-analysis were conducted in different geographic areas of India, which made the sample representative of Indian college students. Heterogeneity is a common pitfall in the meta-analysis of epidemiological studies. However, no serious heterogeneity in results was noted in the current meta-analysis as the I² value was less than 50%. However, there are some limitations. Although IA's assessment was based on the Y-IAT tool, the diagnosis was not confirmed in any of the studies. Factors that may influence the prevalence of IA were not examined due to the paucity of such

data. Most of the included studies used the convenience sampling method. These could be confounding factors to affect the judgement of the results.

CONCLUSIONS

Our nationally representative data suggest that about 20% to 40% of college students in India are at risk for IA. The standardisation of the cut-off scores of Y-IAT is essential for accurately evaluating the magnitude of IA in this setting. The use of the internet is rampant in India, and our findings of the high prevalence of IA in young adults justify increased investment in their mental health, including the development of a national policy. There is a need to reorientate the existing mental health services to address IA by establishing internet deaddiction centres or clinics.

Author affiliations

¹College of Nursing, Department of Psychiatric Nursing, Pandit Bhagwat Dayal Sharma University of Health Sciences, Rohtak, Haryana, India

²College of Nursing, Bhopal Memorial Hospital and Research Centre, Bhopal, India

³College of Nursing, All India Institute of Medical Sciences, Bhubaneswar, Orissa, India

⁴National Institute of Nursing Education, Post Graduate Institute of Medical Education and Research, Chandigarh, India

⁵Department of Psychiatry, Post Graduate Institute of Medical Education and Research, Chandigarh, India

⁶College of Nursing, All India Institute of Medical Sciences, Jodhpur, Rajasthan, India

⁷College of Nursing, All India Institute of Medical Sciences, New Delhi, India

⁸Post Graduate Institute of Medical Sciences, Pandit Bhagwat Dayal Sharma University of Health Sciences, Rohtak, Haryana, India

Contributors JJ: study conception, preparation of preliminary and final chapters according to PRISMA checklist and preparation of data extraction table. AV: preparation of meta-analysis and results, methodological quality assessment scoring—selection of assessment criteria. VVR: methodological quality assessment and scoring, screening for related studies. MD: methodological quality assessment and scoring, searching for related studies according to search strategy (database searching), preparation of meta-analysis. SG: intellectual revision of final chapters according to PRISMA checklist. SS: intellectual revision of methodologic quality assessment scoring (third independent reviewer). DK: intellectual revision and verification of final data extraction table. SM: searching for related studies and preliminary data extraction. BPV: screening for related studies and preliminary data extraction.

Funding The authors have not declared a specific grant for this research from any funding agency in the public, commercial or not-for-profit sectors.

Competing interests None declared.

Patient consent for publication Not required.

Provenance and peer review Not commissioned; externally peer reviewed.

Data availability statement All data relevant to the study are included in the article or uploaded as supplementary information.

Supplemental material This content has been supplied by the author(s). It has not been vetted by BMJ Publishing Group Limited (BMJ) and may not have been peer-reviewed. Any opinions or recommendations discussed are solely those of the author(s) and are not endorsed by BMJ. BMJ disclaims all liability and responsibility arising from any reliance placed on the content. Where the content includes any translated material, BMJ does not warrant the accuracy and reliability of the translations (including but not limited to local regulations, clinical guidelines, terminology, drug names and drug dosages), and is not responsible for any error and/or omissions arising from translation and adaptation or otherwise.

Open access This is an open access article distributed in accordance with the Creative Commons Attribution Non Commercial (CC BY-NC 4.0) license, which permits others to distribute, remix, adapt, build upon this work non-commercially, and license their derivative works on different terms, provided the original work is

properly cited, appropriate credit is given, any changes made indicated, and the use is non-commercial. See: <http://creativecommons.org/licenses/by-nc/4.0/>.

ORCID iDs

Jaison Joseph <http://orcid.org/0000-0002-6628-2165>

Abin Varghese <http://orcid.org/0000-0002-6274-3876>

Vijay VR <http://orcid.org/0000-0003-1728-5201>

Manju Dhandapani <http://orcid.org/0000-0003-3351-3841>

Sandeep Grover <http://orcid.org/0000-0002-2714-2055>

Suresh Sharma <http://orcid.org/0000-0003-1214-8865>


Deepika Khakha <http://orcid.org/0000-0001-9118-1457>

REFERENCES

- Naughton J. The evolution of the Internet: from military experiment to general purpose technology. *J Cyber Policy* 2016;1:5–28. doi:10.1080/023738871.2016.1157619
- Telecom at a glance. Department of telecommunications: Ministry of communication, government of India. Available: <https://dot.gov.in/telecom-glance> [Accessed 12 Feb 2021].
- Diomidous M, Chardalias K, Magita A, et al. Social and psychological effects of the Internet use. *Acta Inform Med* 2016;24:66–8. doi:10.5455/aim.2016.24.66-69
- Scutti S. WHO classifies 'gaming disorder' as mental health condition, 2018. Available: <https://edition.cnn.com/2018/06/18/health/video-game-disorder-who/index.html>
- Wang Q, Ren H, Long J, et al. Research progress and debates on gaming disorder. *Gen Psychiatr* 2019;32:3.
- Tao R, Huang X, Wang J, et al. Proposed diagnostic criteria for Internet addiction. *Addiction* 2010;105:556–64.
- Young KS. Internet addiction: the emergence of a new clinical disorder. *CyberPsychology & Behavior* 1998;1:237–44. doi:10.1089/cpb.1998.1.237
- Mak K-K, Lai C-M, Watanabe H, et al. Epidemiology of Internet behaviors and addiction among adolescents in six Asian countries. *Cyberpsychol Behav Soc Netw* 2014;17:720–8.
- Balhara YPS, Mahapatra A, Sharma P, et al. Problematic Internet use among students in south-east Asia: current state of evidence. *Indian J Public Health* 2018;62:197–210.
- Mathew P, Krishnan R. Impact of problematic Internet use on the self-esteem of adolescents in the selected school, Kerala, India. *Arch Psychiatr Nurs* 2020;34:122–8.
- Moher D, Liberati A, Tetzlaff J, et al. Preferred reporting items for systematic reviews and meta-analyses: the PRISMA statement. *PLoS Med* 2009;6:e1000097.
- History. Telecom Regulatory Authority of India. Government of India. Available: https://www.trai.gov.in/sites/default/files/A_TwentyYear_Odyssey_1997_2017.pdf [Accessed 15 Feb 2021].
- Munn Z, Moola S, Lisy K, et al. Methodological guidance for systematic reviews of observational epidemiological studies reporting prevalence and cumulative incidence data. *Int J Evid Based Healthc* 2015;13:147–53.
- Magri MC, Nunes AKdaS, Dantas BP, et al. Meta-Analysis of the prevalence of HBV infection among alcohol users worldwide. *Alcohol Alcohol* 2020;55:136–43.
- Mendoza C, Kraemer P, Herrera P, et al. Cómo interpretar guías de práctica clínica elaboradas con metodología grade. *Rev Med Chil* 2017;145:1463–70. doi:10.4067/s0034-98872017001101463
- Borenstein M, Hedges LV, Higgins JPT, et al. A basic introduction to fixed-effect and random-effects models for meta-analysis. *Res Synth Methods* 2010;1:97–111.
- Parvathy RS, Smitha CA. Emotional intelligence, perceived stress, and internet use behaviour among undergraduate medical students - a cross sectional study. *KJP* 2020;33. doi:10.30834/KJP.33.2.2020.202
- Pathak I, Khona PP. Internet addiction among medical postgraduate students: a cross-sectional study. *Indian J Public Health Res Dev* 2020;11:383–7.
- Jaiswal A, Manchanda S, Gautam V, et al. Burden of Internet addiction, social anxiety and social phobia among university students, India. *J Family Med Prim Care* 2020;9:3607–12.
- Aqeel KI, Misra SK. A cross-sectional study to assess Internet addiction among medical undergraduate students of government medical college in Agra, India. *Int J Community Med Public Health* 2020;7:4578. doi:10.18203/2394-6040.ijcmph20204764
- Srivastava M, Kumar A, Jaiswal S. Prevalence and risk factors of Internet addiction among the students of Banaras Hindu university. *Indian J Soc Psychiatry* 2020;36:191–5.
- Murarkar SK, Sava SN, Gothankar JS. Comparison of Internet addictions and its mental effects in medical and engineering students

- of a private university at Pune. *Int J Community Med Public Health* 2020;7:918. doi:10.18203/2394-6040.ijcmph20200941
- 23 MR SC, J AC, AC J. Internet addiction: prevalence and effect on health profile of engineering students in Bengaluru City. *Int J Adv Community Med* 2019;2:105–10. doi:10.33545/comed.2019.v2.i3b.90
 - 24 Bhatt S, Gaur A. Psychological risk factors associated with Internet and smartphone addiction among students of an Indian dental Institute. *Indian J Public Health* 2019;63:313.
 - 25 Asokan AG, Varghese VA, Rajeev A, et al. Internet addiction among medical students and its impact on academic performance: an Indian study. *Jmscr* 2019;7:670–6. doi:10.18535/jmscr/v7i3.122
 - 26 N Ghanate A, Kaur Jattana D, Vijra V, et al. A study of prevalence of Internet addiction and its association with depression and anxiety among medical students. *TJP* 2019;5:15:133–40. doi:10.18231/j.tjp.2019.028
 - 27 Padmanabha TS, Kshamaa HG, Raghavendra SK. A cross-sectional study of relationship between Internet addiction and performance in internal assessment in 2nd year medical undergraduates of a tertiary care teaching hospital at B G NAGARA. *JMSH* 2019;05:7–11. doi:10.46347/JMSH.2019.v05i01.002
 - 28 Kishore A, Pan T, Naskar N. Internet addiction and its associated factors: study among the students of a public health school of Kolkata. *Int J Health Allied Sci* 2019;8:159.
 - 29 Kannan B, Karthik S, Pal GK, et al. Gender variation in the prevalence of Internet addiction and impact of Internet addiction on reaction time and heart rate variability in medical college students. *J Clin Diagn Res* 2019;13. doi:10.7860/JCDR/2019/40839.12753
 - 30 Anand N, Jain PA, Prabhu S, et al. Prevalence of excessive Internet use and its association with psychological distress among university students in South India. *Ind Psychiatry J* 2018;27:131.
 - 31 Anand N, Jain PA, Prabhu S, et al. Internet use patterns, Internet addiction, and psychological distress among engineering university students: a study from India. *Indian J Psychol Med* 2018;40:458–67.
 - 32 Anand N, Thomas C, Jain PA, et al. Internet use behaviors, Internet addiction and psychological distress among medical college students: a multi centre study from South India. *Asian J Psychiatr* 2018;37:71–7.
 - 33 Sharma B, Ashok L, Chandrasekaran V. Internet addiction and its correlates among undergraduate college students in Udupi Taluk, Karnataka. *J Datta Meghe Inst Med Sci Univ* 2018;13:95. doi:10.4103/jdmimsu.jdmimsu_44_17
 - 34 Singh G, Pasricha S, Nanda GS, et al. Internet use behavior, risk profile and 'problematic internet use' among undergraduate medical students: an epidemiological study. *Int J Community Med Public Health* 2018;5:532. doi:10.18203/2394-6040.ijcmph20180115
 - 35 Gupta A, Khan AM, Rajoura OP, et al. Internet addiction and its mental health correlates among undergraduate college students of a university in North India. *J Family Med Prim Care* 2018;7:721.
 - 36 Damor RB, Gamit SP, Modi A, et al. Pattern of smart phone and Internet usage among medical students in Surat, Gujarat – a cross sectional study. *Natl J Community Med* 2018;9:469–73.
 - 37 Suresh V, Silvia W, Kshamaa H, et al. Internet addictive behaviors and subjective well-being among 1st-year medical students. *Arch Ment Health* 2018;19:24–9. doi:10.4103/AMH.AMH_3_18
 - 38 Kumar M, Mondal A. A study on Internet addiction and its relation to psychopathology and self-esteem among college students. *Ind Psychiatry J* 2018;27:61–6. doi:10.4103/ipj.ipj_61_17
 - 39 Kumar S, Kumar A, Badiyani B, et al. Relationship of Internet addiction with depression and academic performance in Indian dental students. *Clujul Med* 2018;91:300.
 - 40 Mutalik NR, Tejaswi TP, Moni S, et al. A cross-sectional study on assessment of prevalence of Internet addiction and its correlates among professional college students. *Open J Psychiatry Allied Sci* 2018;9:20. doi:10.5958/2394-2061.2018.00004.6
 - 41 Priya N, Khan S, Lal S. An overview of Internet use among professionals of Moradabad: a critical appraisal. *Int J Community Med Public Health* 2017;5:198. doi:10.18203/2394-6040.ijcmph20175781
 - 42 Cynthia Subhaprada S, Kalyani P. A cross-sectional study on Internet addiction among medical students. *Int J Community Med Public Health* 2017;4:670–4. doi:10.18203/2394-6040.ijcmph20170737
 - 43 Patil SD, Deshmukh JS, Dagdiya KR. Prevalence and pattern of Internet addiction among medical students in Nagpur, Maharashtra. *Int J Community Med Public Health* 2017. doi:10.18203/2394-6040.ijcmph20172833
 - 44 Gedam S, Ghosh S, Modi L, et al. Study of Internet addiction: prevalence, pattern, and psychopathology among health professional undergraduates. *Indian J Soc Psychiatry* 2017;33:305. doi:10.4103/ijsp.ijsp_70_16
 - 45 Niranjan R. Prevalence of Internet addiction and effects of social media usage among a private medical college students, Pondicherry. *Int J Curr Adv Res* 2017;6:6486–90. doi:10.24327/ijcar.2017
 - 46 Nagori N, Vala A, Panchal B, et al. Association of anxiety and quality of life with Internet addiction among medical students. *Natl J Integr Res Med* 2016;7:9–13.
 - 47 Bhat A, Cherian A, Thomas C, et al. Problematic Internet use among Indian adolescents: finding from a sample of undergraduate students. *Jemds* 2016;5:4:3491–5. doi:10.14260/jemds/2016/806
 - 48 Gedam S, Goyal A, Mod L, et al. A study Internet addiction among medical students from central India. *J Datta Meghe Institute Med Sci* 2016;2.
 - 49 Kshatri J, Panda M, Tripathy R. Prevalence of Internet addiction, Internet usage patterns and associated factors: a cross sectional study among students of a medical college in Odisha. *Indian J Community Fam Med* 2016;2:43. doi:10.4103/2395-2113.251820
 - 50 Nath K, Naskar S, Victor R. A cross-sectional study on the prevalence, risk factors, and ill effects of Internet addiction among medical students in northeastern India. *Prim Care Companion CNS Disord* 2016;18. doi:10.4088/PCC.15m01909. [Epub ahead of print: 31 Mar 2016].
 - 51 Chaudhari B, Menon P, Saldanha D, et al. Internet addiction and its determinants among medical students. *Ind Psychiatry J* 2015;24:158.
 - 52 Krishnamurthy S, Chetlapalli SK. Internet addiction: prevalence and risk factors: a cross-sectional study among college students in Bengaluru, the silicon Valley of India. *Indian J Public Health* 2015;59:115.
 - 53 Bhat S, Hussain Kawa M, et al. A study of Internet addiction and depression among university students. *Int J Behav Res Psychol* 2015;3:105–8.
 - 54 Kawa MH, Shafi H. Evaluation of Internet addiction and psychological distress among university students. *Int J Modern Soc Sci* 2015;4:29–41.
 - 55 Sulania A, Sachdeva S, Dwivedi N. Risk of Internet addiction among undergraduate medical, nursing, and lab technology students. *Digit Med* 2015;1:72.
 - 56 Endreddy A, Prabhath K, Rajana B, et al. Prevalence and patterns of Internet addiction among medical students. *Med J DY Patil Univ* 2014;7:709.
 - 57 Sharma A, Sahu R, Kasar P, et al. Internet addiction among professional courses students: a study from central India. *Int J Med Sci Public Health* 2014;3:1069.
 - 58 Malviya A, Dixit S, Shukla H, et al. A study to evaluate Internet addiction disorder among students of a medical college and associated hospital of central India. *Natl J Community Med* 2014;5:93–5.
 - 59 Nathawat SS, Gawas CS. Internet addiction among college students in relation to five factor personality and loneliness. *Indian J Soc Psychiatry* 2020;36:338–43.
 - 60 Awasthi AA, Taneja N, Maheshwari S, et al. Prevalence of Internet addiction, poor sleep quality, and depressive symptoms among medical students: a cross-sectional study. *Osong Public Health Res Perspect* 2020;11:303–8.
 - 61 Jain A, Sharma R, Gaur KL, et al. Study of Internet addiction and its association with depression and insomnia in university students. *J Family Med Prim Care* 2020;9:9.
 - 62 Mukherjee S, Banerjee J, Ghosal A. Does Internet addiction cause insomnia and low self-esteem among medical students? A questionnaire-based study. *Int J Sci Res* 2020;9:49–52.
 - 63 Gayathri A, Shiny C. Assessment of prevalence of Internet addiction and its relation to sleep quality among undergraduate students of saveetha medical College, Chennai. *Indian J Public Health Res Dev* 2020;11:19–22.
 - 64 Kandre D, Patel A, Mehta PI. Analytical study of adult attention deficit hyperactivity disorder symptoms and Internet addiction among medical students. *Nin* 2020;15:7–12.
 - 65 Patel MV, Patel N, Vagharia A. A cross-sectional study of Internet addiction amongst undergraduate students of medical Institute of Vadodara City. *Natl J Community Med* 2018;9:819–23.
 - 66 Thakur A, Peepre K, Vaswani A, et al. Internet addiction, behavioural aspects, and health related problems associated with it: a cross sectional study among engineering students of Jabalpur district. *Int J Res Med Sci* 2017;6:253.
 - 67 Shao Y-J, Zheng T, Wang Y-Q, et al. Internet addiction detection rate among college students in the people's Republic of China: a meta-analysis. *Child Adolesc Psychiatry Ment Health* 2018;12:25.
 - 68 Li L, Xu D-D, Chai J-X, et al. Prevalence of Internet addiction disorder in Chinese university students: a comprehensive meta-analysis of observational studies. *J Behav Addict* 2018;7:610–23.
 - 69 Lau JTF, Gross DL, Wu AMS, JTF L, AMS W, et al. Incidence and predictive factors of Internet addiction among Chinese secondary

- school students in Hong Kong: a longitudinal study. *Soc Psychiatry Psychiatr Epidemiol* 2017;52:657–67.
- 70 Shen Y, Wang L, Huang C, *et al*. Sex differences in prevalence, risk factors and clinical correlates of Internet addiction among Chinese college students. *J Affect Disord* 2021;279:680–6.
 - 71 Zhang MWB, Lim RBC, Lee C, *et al*. Prevalence of Internet addiction in medical students: a meta-analysis. *Acad Psychiatry* 2018;42:88–93.
 - 72 Kumar N, Kumar A, Mahto SK, *et al*. Prevalence of excessive Internet use and its correlation with associated psychopathology in 11th and 12th grade students. *Gen Psychiatry* 2019;32:e100001.
 - 73 Asibong U, Okafor CJ, Asibong I, *et al*. Psychological distress and social media usage: a survey among undergraduates of a university in calabar, Nigeria. *Niger Postgrad Med J* 2020;27:115–21.
 - 74 Younes F, Halawi G, Jabbour H, *et al*. Internet addiction and relationships with insomnia, anxiety, depression, stress and self-esteem in university students: a cross-sectional designed study. *PLoS One* 2016;11:e0161126.
 - 75 Hirao K. Difference in mental state between Internet-addicted and non-addicted Japanese undergraduates. *Int J Adolesc Med Health* 2015;27:307–10.
 - 76 Fernández-Villa T, Alguacil Ojeda J, Almaraz Gómez A, Ojeda JA, Gómez AA, *et al*. Problematic Internet use in university students: associated factors and differences of gender. *Adicciones* 2015;27:265–75.
 - 77 Xue-song WU, Zhao-peng D, ZHU K. Analysis of Internet addiction status and influencing factors of college students. *J Taishan Med Coll* 2017;38:263–5.
 - 78 Mohammadbeigi A, Valizadeh F, Mirshojaee SR, *et al*. Self-Rated health and Internet addiction in Iranian medical sciences students; prevalence, risk factors and complications. *Int J Biomed Sci* 2016;12:65–70.
 - 79 Ching SM, Hamidin A, Vasudevan R, *et al*. Prevalence and factors associated with internet addiction among medical students - A cross-sectional study in Malaysia. *Med J Malaysia* 2017;72:7–11.
 - 80 Al-Gamal E, Alzayyat A, Ahmad MM. Prevalence of Internet addiction and its association with psychological distress and coping strategies among university students in Jordan. *Perspect Psychiatr Care* 2016;52:49–61.
 - 81 Zenebe Y, Kunno K, Mekonnen M, *et al*. Prevalence and associated factors of Internet addiction among undergraduate university students in Ethiopia: a community university-based cross-sectional study. *BMC Psychol* 2021;9:4.



Jaision Joseph obtained a bachelor's degree from Rajiv Gandhi University of Health Sciences, Karnataka, India in 2009 and postgraduate degree in Psychiatric Nursing from Post Graduate Institute of Medical Education and Research (PGIMER) in India. Currently, he is working as a faculty member in College of Nursing, Pt. BDS University of Health Sciences, Rohtak, India. He is pursuing a PhD degree at Rajiv Gandhi University of Health Sciences, Karnataka, India. His main research interest includes epidemiology and treatment aspects of mental illnesses.



Abin Varghese obtained a bachelor's degree from Mahatma Gandhi University, India, in 2008 and a master's degree in Psychiatric Nursing from All India Institute of Medical Sciences, New Delhi, India. Since then he has been working as a tutor/clinical instructor at the school of nursing under Indian Council of Medical Research, Bhopal, Madhya Pradesh, India. He is pursuing a PhD degree at Rajiv Gandhi University of Health Sciences, Karnataka, India. His main research interest includes aggression and addiction.

Supplementary Material 1

Search Strategy using keywords as per databases

1. PubMed (Search hits-830) Filters Applied: Journal Articles, Publication date from

2010/01/01 to 2020/12/31

("epidemiology"[MeSH Subheading] OR "epidemiology"[All Fields] OR "prevalence"[All Fields] OR "prevalence"[MeSH Terms] OR "prevalance"[All Fields] OR "prevalences"[All Fields] OR "prevalence s"[All Fields] OR "prevalent"[All Fields] OR "prevalently"[All Fields] OR "prevalents"[All Fields] OR ("internet addiction disorder"[MeSH Terms] OR ("internet"[All Fields] AND "addiction"[All Fields] AND "disorder"[All Fields]) OR "internet addiction disorder"[All Fields] OR ("internet"[All Fields] AND "addiction"[All Fields]) OR "internet addiction"[All Fields])) AND (("college"[All Fields] OR "college s"[All Fields] OR "colleges"[All Fields]) AND ("student s"[All Fields] OR "students"[MeSH Terms] OR "students"[All Fields] OR "student"[All Fields] OR "students s"[All Fields])) AND ("india"[MeSH Terms] OR "india"[All Fields] OR "india s"[All Fields] OR "indias"[All Fields])

2. Web of Science Core Collection (Search hits-42) Publication date from 2010/01/01 to 2020/12/31

TOPIC: (internet addiction) OR TOPIC: (excessive internet use) OR TOPIC: (problematic internet use) AND TOPIC: (college students) AND (university students) AND (undergraduates) AND (india)

Refined by: DOCUMENT TYPES: (ARTICLE)

3. Scopus (Search hits - 19) Publication date from 2010/01/01 to 2020/12/31

TOPIC: (internet addiction) OR TOPIC: (excessive internet use) OR TOPIC: (problematic internet use) AND TOPIC: (college students) AND (university students) AND (undergraduates) AND (India)

4. EMBASE (Search Hits- 112) Publication date from 2010/01/01 to 2020/12/31

TOPIC: (internet addiction) OR TOPIC: (excessive internet use) OR TOPIC: (problematic internet use) AND TOPIC: (college students) AND (university students) AND (undergraduates) AND (India)

5. PsycInfo (Search Hits – 29) Publication date from 2010-01-01 - 2020-12-31

Topic:- (internet addiction OR excessive internet use OR problematic internet use)AND (college students OR undergraduates) AND(India)

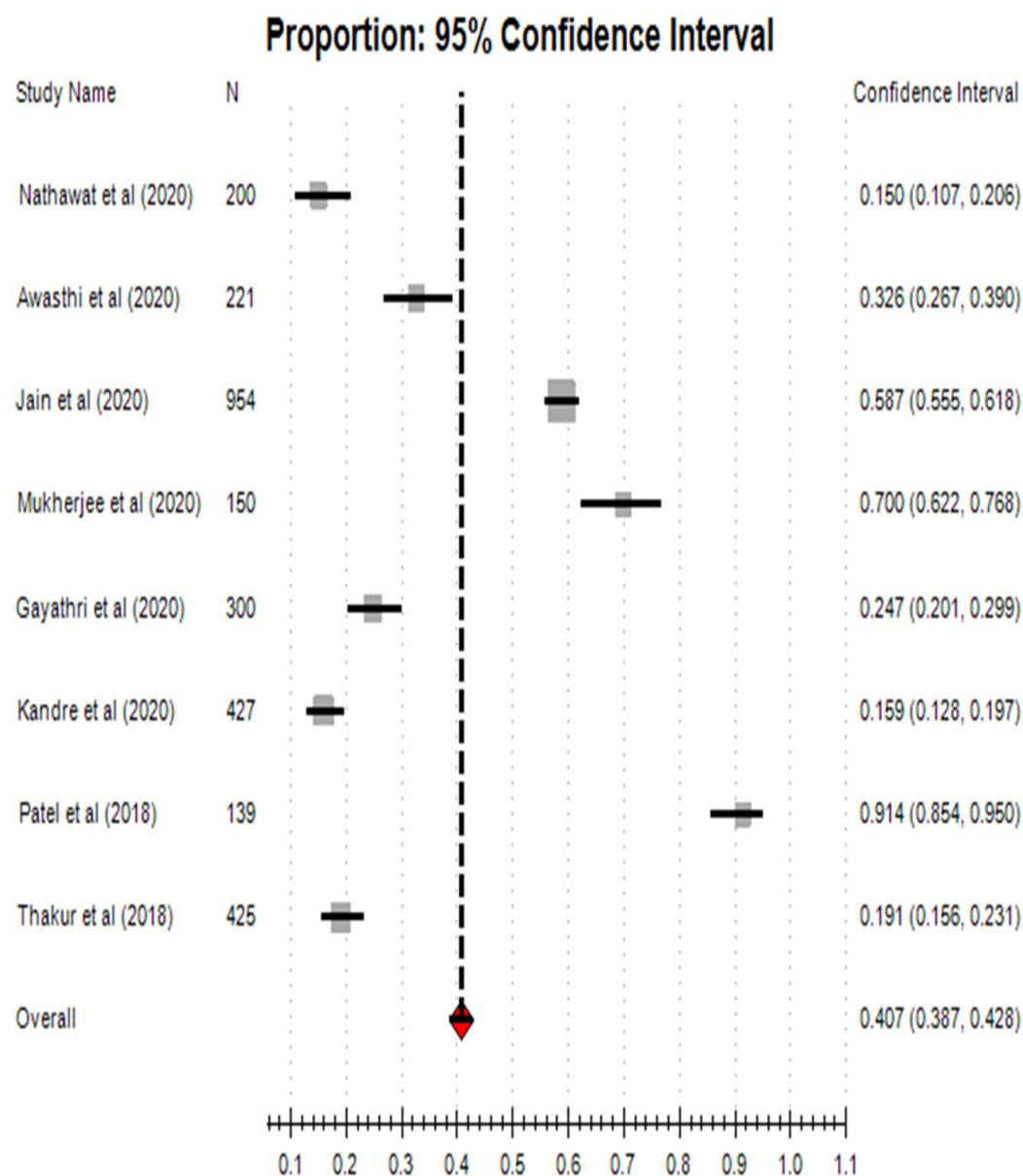
Duplicates=12

6. Google Scholar (Search hits- 312) Publication date from 2010/01/01 to 2020/12/31

Relevant Journals & Search:- Asian Journal of Psychiatry (24), Indian Journal of Psychiatry (68), Indian Journal of Social Psychiatry (21), Indian Journal of Psychological Medicine (27), Journal of Mental Health and Human Behaviour (10), Annals of Indian Psychiatry (9), Eastern Journal of Psychiatry (1), Archives of Mental Health (3), Kerala Journal of Psychiatry (5), Telangana Journal of Psychiatry (3), Indian Journal of Private Psychiatry (6) Indian Journal of Social Work (2), Indian Journal of Psychiatric Nursing (9), Indian Journal of Clinical Psychology (6), Indian Journal of Public Health (53), Indian Journal of Community Medicine (11), Journal of Family Medicine and Primary Care (26), International Journal of Community Medicine and Public Health (28)

Search terms used: Internet use, addiction, students, college, India

Supplementary Material 2



Supplementary Material 2: Pooled prevalence of IA among college students in India(Y-
IAT \geq 40), Fixed effect model

Supplementary Materials 3 Quality Assessment Criteria -Joanna Briggs Institute critical appraisal tool for prevalence studies

S No	Author/Year of publication	Sample frame to address the target population	Sampled in an appropriate way	Sample size adequate	Study subjects and the setting described in detail	Data analysis conducted with sufficient coverage of the identified sample	Valid methods used for the identification of the condition	Was the condition measured in a standard, reliable way for all participants	Appropriate statistical analysis	Was the response rate adequate, and if not, was it managed appropriately?	Score	Remarks
1.	Parvathy RS et al, 2020	1	0	1	1	1	1	1	1	1	8	Low Risk
2.	Pathak et al., 2020	0	0	0	0	1	1	1	1	1	4	Moderate risk
3.	Jaiswal et al., 2020	1	1	1	1	1	1	1	1	1	9	Low Risk
4.	Aqeel KI et al., 2020	0	0	0	0	1	1	1	1	1	5	Moderate Risk
5.	Srivastava M et.al., 2020	1	0	0	1	1	1	1	1	1	7	Low Risk
6.	Murarkar S K et.al., 2020	0	0	0	0	1	1	1	1	0	4	High Risk
7.	Veena V et al., 2019	1	1	1	1	1	1	1	1	1	9	Low Risk
8.	Bhatt S et al., 2019	0	0	0	1	1	1	1	1	1	6	Moderate Risk
9.	Athulya G et al., 2019	0	0	0	1	1	1	1	1	0	5	Moderate Risk
10.	Ghanate NA et al., 2019	1	1	0	0	1	1	1	1	1	7	Low Risk
11.	Padmanabha1 T S et al., 2019	0	0	0	1	1	1	1	1	1	7	Low Risk
12.	Kishore A et al., 2019	0	0	0	1	1	1	1	1	1	7	Low Risk
13.	Kannan B et al., 2019	1	1	1	1	1	1	1	1	0	8	Low Risk
14.	Anand N et al., 2018	1	1	1	1	1	1	1	1	1	9	Low Risk

15. Anand N et al., 2018	1	1	1	1	1	1	1	1	1	9	Low Risk
16. Anand N et al., 2018	1	1	1	1	1	1	1	1	1	9	Low Risk
17. Sharma B et al., 2018	1	1	1	1	1	1	1	1	1	9	Low Risk
18. Singh G et al., 2018	0	0	0	1	1	1	1	1	0	5	Moderate Risk
19. Gupta et al., 2018	1	1	1	1	1	1	1	1	1	9	Low Risk
20. Damor R B et al., 2018	0	0	0	1	1	1	1	0	0	4	Moderate Risk
21. Suresh et al., 2018	0	0	0	1	1	1	1	1	1	6	Moderate Risk
22. Kumar et al., 2018	0	0	0	1	1	1	1	1	0	6	Moderate Risk
23. Kumar S et al., 2017	1	1	0	1	1	1	0	1	1	7	Low Risk
24. Mutalik N R et al., 2017	1	1	1	1	1	1	1	1	1	9	Low Risk
25. Priya N et al., 2017	1	0	0	0	1	1	1	1	1	5	Moderate Risk
26. Subhaprada C S et al., 2017	0	0	1	0	1	1	1	1	0	5	Moderate Risk
27. Patil SD et al., 2017	1	1	1	0	0	1	1	1	0	6	Moderate Risk
28. Gedam S R et al., 2017	1	0	1	1	1	1	1	1	1	8	Low Risk
29. Niranjjan R et al., 2017	0	1	0	1	1	1	1	1	0	6	Moderate Risk
30. Nagori N et al., 2016	1	0	0	1	0	1	1	1	0	5	Moderate Risk
31. Bhat A et al., 2016	1	0	0	1	1	1	1	0	0	5	Moderate Risk
32. Gedam et al., 2016	1	1	0	1	1	1	1	1	1	8	Low Risk
33. Kshatri et al., 2016	1	0	0	0	1	1	1	1	1	6	Moderate Risk

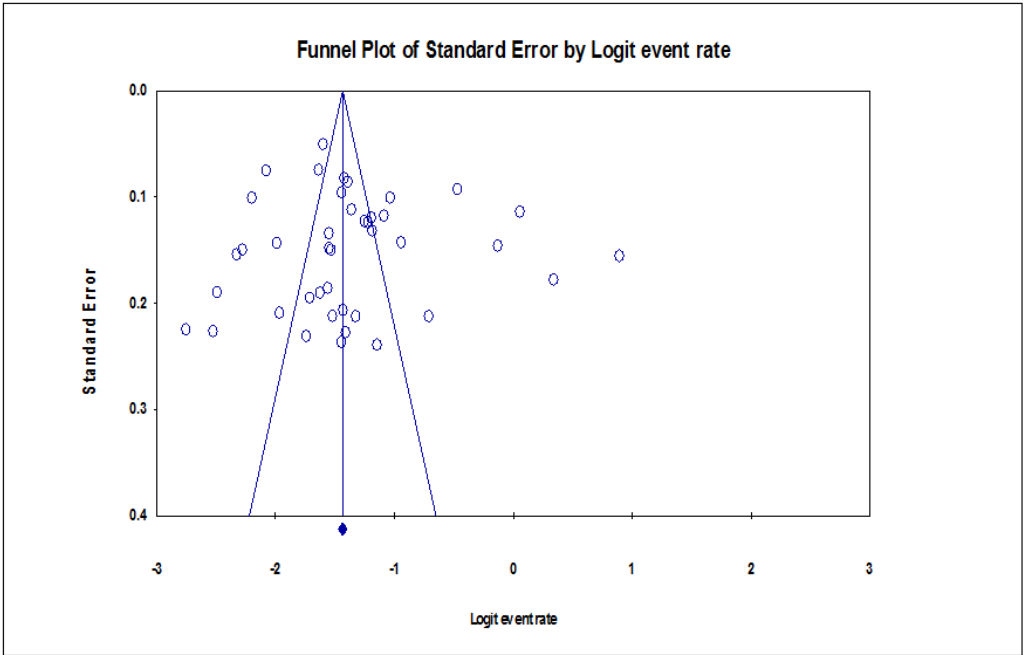
34. Nath K et al., 2016	0	0	0	1	1	1	1	1	0	5	Moderate Risk
35. Chaudhari B et al., 2015	1	1	0	1	1	1	1	1	0	7	Low Risk
36. Krishnamurthy S et al., 2015	1	1	1	1	1	1	1	1	1	9	Low Risk
37. Bhatt et al., 2015	0	0	0	1	1	1	1	0	0	4	Moderate Risk
38. Kawa MH et al., 2015	0	0	0	1	1	1	1	1	0	5	Moderate Risk
39. Sulania, et al., 2015	0	0	0	1	1	1	1	1	1	6	Moderate Risk
40. Srijampana et al., 2014	0	1	0	1	1	1	1	0	0	5	Moderate Risk
41. Sharma A et al., 2014	1	1	1	1	1	1	1	1	1	9	Low Risk
42. Malviya A et al., 2014	1	1	1	1	1	1	1	1	0	8	Low Risk
43. Nathawat et al., 2020	1	1	0	1	1	1	1	1	0	7	Low Risk
44. Awasthi et al., 2020	1	0	1	1	1	1	1	1	1	8	Low Risk
45. Jain A et.al., 2020	1	1	1	1	1	1	1	1	1	9	Low Risk
46. Mukherjee S et.al., 2020	0	0	0	1	1	1	1	1	0	5	Moderate Risk
47. Gayathri A et.al., 2020	1	0	1	0	1	1	1	1	0	6	Moderate Risk
48. Kandre et.al., 2020	1	0	0	1	1	1	1	1	1	7	Low Risk
49. Patel M V et al., 2018	0	0	0	1	1	1	1	1	0	5	Moderate Risk
50. Thakur A et al., 2018	1	1	1	1	1	1	1	1	1	9	Low Risk

Supplementary Material 4 Grade Assessment

Number of participants (Number of Studies)	Risk of bias	Inconsistency	Indirectness	Imprecision	Publication bias	Overall quality of evidence
23,717 (n=50)	Not serious ¹	Not serious ²	Not serous ³	Serious ⁴	None ⁵	Moderate ⊕⊕⊕

¹Overall median and mean score of JBI Critical Appraisal Checklist for Studies Reporting Prevalence Data is 7 and 6.72 respectively (Score range 1-9), ²*I*² value is less than 50%, ³Approximately 60% of the studies were having adequate sample frame to address the target population, ⁴There is a wide confidence interval (CI) around the pooled prevalence estimate based on cut off scores. ⁵Based on Eggers’s test and funnel plot interpretation

Supplementary Material 5 Funnel plot regarding publication bias



Funnel plot regarding potential publication bias

Supplementary Material 6 Meta-Regression Analysis

Internet addiction cut off score	Variable	Meta-Regression coefficient	SE	P	95% CI
Y-IAT>50	Methodological quality	-0.02	0.011	0.118	-0.04-0.004
	Publication year	0.004	0.011	0.716	-0.018-0.026
Y-IAT>40	Methodological quality	-0.098	0.061	0.109	-0.219-0.022
	Publication year	-0.095	0.105	0.362	-0.300-0.110