




Improved lifestyle is associated with improved depression, anxiety and well-being over time in UK healthcare professionals during the COVID-19 pandemic: insights from the CoPE-HCP cohort study

Mohammed Y Khanji ^{1,2,3}, George Collett ¹, Thomas Godec,¹ Carmela Maniero,^{1,2} Sher May Ng,² Imrana Siddiqui,^{4,5} Jaya Gupta,⁶ Vikas Kapil,^{1,2} Ajay Gupta ^{1,2}

To cite: Khanji MY, Collett G, Godec T, *et al.* Improved lifestyle is associated with improved depression, anxiety and well-being over time in UK healthcare professionals during the COVID-19 pandemic: insights from the CoPE-HCP cohort study. *General Psychiatry* 2023;**36**:e100908. doi:10.1136/gpsych-2022-100908

► Additional supplemental material is published online only. To view, please visit the journal online (<http://dx.doi.org/10.1136/gpsych-2022-100908>).

MYK and GC are joint first authors.

Received 10 August 2022
Accepted 17 December 2022



© Author(s) (or their employer(s)) 2023. Re-use permitted under CC BY-NC. No commercial re-use. See rights and permissions. Published by BMJ.

For numbered affiliations see end of article.

Correspondence to

Dr Ajay Gupta;
ajay.gupta@qmul.ac.uk

ABSTRACT

Background One potential modifiable factor to improve the mental health of healthcare professionals (HCPs) during the pandemic is lifestyle.

Aims This study aimed to assess whether an improved lifestyle during the pandemic is associated with improved mental health symptoms and mental well-being in HCPs over time.

Methods This was a cohort study involving an online survey distributed at two separate time points during the pandemic (baseline (July–September 2020) and follow-up (December 2020–March 2021)) to HCPs working in primary or secondary care in the UK. Both surveys assessed for major depressive disorder (MDD) (Patient Health Questionnaire-9 (PHQ-9)), generalised anxiety disorder (GAD) (Generalised Anxiety Disorder-7 (GAD-7)), mental well-being (Short Warwick-Edinburgh Mental Well-being Score (SWEMWBS)) and self-reported lifestyle change (compared with the start of the pandemic) on multiple domains. Cumulative scores were calculated to estimate overall lifestyle change compared with that before the pandemic (at both baseline and follow-up). At each time point, separate logistic regression models were constructed to relate the lifestyle change score with the presence of MDD, GAD and low mental well-being. Linear regression models were also developed relating the change in lifestyle scores from baseline to follow-up to changes in PHQ-9, GAD-7 and SWEMWBS scores.

Results 613 HCPs completed both baseline assessment and follow-up assessment. Consistent significant cross-sectional associations between increased lifestyle change scores and a reduced risk of MDD, GAD and low mental well-being were observed at both baseline and follow-up. Over the study period, a whole unit increase in the change in novel scores (ie, improved overall lifestyle) over 4 months was inversely associated with changes in PHQ-9 (adjusted coefficient: -0.51 , 95% confidence interval (CI): -0.73 to -0.30 , $p<0.001$) and GAD-7 scores (adjusted coefficient: -0.32 , 95% CI: -0.53 to -0.10 , $p=0.004$) and positively associated with the change in SWEMWBS scores (adjusted coefficient: 0.37 , 95% CI: 0.18 to 0.55 , $p<0.001$).

WHAT IS ALREADY KNOWN ON THIS TOPIC

- ⇒ Promoting a healthy lifestyle amongst healthcare professionals (HCPs) was employed by a few but not all organisations to improve the mental and physical well-being of HCPs during the coronavirus disease 2019 (COVID-19) pandemic.
- ⇒ However, robust data are limited, regarding whether improvement in the lifestyle is indeed a protective strategy to mitigate adverse mental health impacts of the pandemic among HCPs.

WHAT THIS STUDY ADDS

- ⇒ We demonstrated that an improved overall lifestyle was associated with improved symptoms of depression, anxiety and mental well-being over a 4-month period in a cohort of HCPs during the COVID-19 pandemic.

HOW THIS STUDY MIGHT AFFECT RESEARCH, PRACTICE OR POLICY

- ⇒ Improved lifestyle (e.g. regular physical activity, regular healthy meals, reduced cigarette smoking and vaping, and reduced alcohol consumption) could be a viable intervention to mitigate the mental health impact of the current and future pandemics in HCPs.

Conclusions Improved lifestyle over time is associated with improved mental health and mental well-being in HCPs during the pandemic. Improving lifestyle could be a recommended intervention for HCPs to help mitigate the mental health impact during the current and future pandemics.

Trial registration number NCT04433260.

INTRODUCTION

Healthcare professionals (HCPs) may be particularly vulnerable to the mental health impact of the coronavirus disease 2019 (COVID-19) pandemic.¹ While the

association is likely to be bidirectional, one potential modifiable factor to improve mental health in HCPs is the improved lifestyle,²⁻⁶ including physical activity, diet, smoking and alcohol intake.⁷ Due to the potential for developing chronic physical diseases and mental health issues, which could lead to work absences and reduced quality of patient care, there is an urgent need to understand the lifestyle impact of the pandemic and its association with mental health in HCPs.

The lifestyle impact of the pandemic on the general population is evident, particularly regarding lockdown measures.⁸⁻¹⁶ Recent research has also found that essential workers, primarily consisting of HCPs, had worsened lifestyle compared with non-essential workers during the pandemic,¹⁷ and worse lifestyle has been associated with worse mental health in HCPs and essential workers in several cross-sectional studies.^{3 5 6 18 19} Despite this, one study observed no association between problem drinking and mental health status in UK intensive care HCPs.²⁰ Longitudinal studies assessing change in mental health associated with lifestyle over time in HCPs are lacking. As such, the possible value of lifestyle as a modifiable factor to improve mental health in HCPs remains unclear, since cross-sectional studies provide 'snapshot' associations. Moreover, any consistencies between studies could be due to assessing specific domains of lifestyle (e.g. problem drinking²⁰), in contrast to overall lifestyle.

The COVID-19 Disease and Physical and Emotional Well-being of Health Care Professionals (CoPE-HCP) project aimed to examine how the pandemic impacts specific lifestyle domains in HCPs and to examine the association between overall lifestyle changes and mental health in HCPs at two points during the pandemic. Importantly, this study aimed to examine whether an improved lifestyle over a period during the pandemic is associated with improved mental health and well-being in HCPs. We hypothesised that there would be worsened lifestyles in HCPs as compared with the beginning of the pandemic and that these would be associated with adverse mental health status in HCPs at baseline and follow-up. Lastly, we hypothesised that an improved lifestyle would be associated with improved mental health symptoms and well-being over the same period. If proven, these findings will inform further strategies for the well-being of employees and the public in pandemics and other similar settings.

METHODS

CoPE-HCP is a cohort study of HCPs (in the UK and internationally) and non-HCPs (academic and research staff of Queen Mary University of London and other universities in the UK who were not working directly or indirectly with patients confirmed or suspected of having COVID-19). Details of the study are noted elsewhere.²¹ Corresponding details are registered in ClinicalTrials.gov (NCT04433260).

Briefly, those who were included in the study were aged 18 or older and identified as HCP or non-healthcare

academic staff or self-declared non-HCPs. This longitudinal study involved multiple online surveys. The baseline survey was conducted between July and September 2020. In the UK, this corresponded to the trough of the first wave of COVID-19. The baseline survey gathered information including age, gender, ethnicity, relationship status, educational attainment and current mental health and physical health diagnosis (a multiple-choice close-ended item). The baseline survey also assessed the perceived change (since the start of the pandemic) in lifestyle domains: physical activity, cigarette smoking, alcohol consumption, vaping and healthy eating (multiple-choice close-ended items), and included validated mental health screening tools assessing the presence of major depressive disorder (MDD) (Patient Health Questionnaire-9 (PHQ-9)), generalised anxiety disorder (GAD) (Generalised Anxiety Disorder-7 (GAD-7)) and well-being (Short Warwick-Edinburgh Mental Well-being Score (SWEMWBS)).

A follow-up survey was distributed approximately 4 months after baseline containing the same mental health screening tools and items assessing change in lifestyle (compared with the start of the pandemic).

For the purpose of these analyses, we included only HCPs from the UK who responded to both surveys. This would allow evaluation regarding whether an improved lifestyle over time during the pandemic is associated with improved mental health and well-being in HCPs.

Patient and public involvement

A multidisciplinary team of HCPs (including mental health experts, behavioural change experts and those involved with well-being support) was consulted, and feedback was sought on the survey design. The input was also received from the Barts Education Academy on the design and delivery of the surveys.

Statistical analysis

Statistical analysis was performed using Stata V.17.0. At each time point, we calculated the prevalence of the mental health and well-being parameters using the validated cut-off and the proportions showing improvement in the different aspects of lifestyle (physical activity, cigarette smoking, alcohol consumption, vaping and healthy eating).

To estimate the overall change in lifestyle separately at baseline and follow-up, we developed a novel score that considered each behaviour and estimated the score based on the following: a positive score was given for a healthier lifestyle change and a negative score was given for a worsening of lifestyle. For example, physical activity was coded as +1.0, -1.0 and 0, corresponding to increased activity, decreased activity and no change, since the beginning of the pandemic. Similarly, a scoring of -1.0, +1.0 and 0 was assigned for increased, decreased and no change, respectively, for cigarette smoking, alcohol consumption and vaping. Participants who reported never smoking/drinking/vaping were given a score of zero to indicate

no change. Healthy eating was assigned 0 for never being a healthy eater and no change, +1.0 for being able to eat healthy meals, -0.5 for trying to but not always managing to eat a healthy diet and -1.0 for not managing to eat a healthy diet. 'Prefer not to say' was classed as missing.

Scores were aggregated to produce separate lifestyle change scores at baseline and follow-up. A score was also calculated to assess lifestyle change from baseline to follow-up by subtracting the baseline score from the follow-up score.

Validated cut-offs were used for the mental health assessments. A score of 10 or higher on the GAD-7 and PHQ-9 indicates the presence of GAD and MDD, respectively.^{22 23} A score of 18 or below on the SWEMWBS indicates low mental well-being.²⁴

Separate logistic regression models were conducted to relate the novel lifestyle score to the presence of MDD, GAD and low mental well-being at baseline and follow-up. Each model was adjusted for age, gender, education, relationship status, number of people living in the household, and currently diagnosed mental health and physical health condition.

Finally, separate linear regression models were then conducted to examine whether improved lifestyle scores (from baseline to follow-up) are associated with improved scores on the respective mental health measures (PHQ-9, GAD-7 and SWEMWBS). These models were adjusted for age, gender identity, education, relationship status,

number of people living in the household, as well as current mental health and physical health conditions. The models were then adjusted for the aforementioned variables and baseline PHQ-9, GAD-7 or SWEMWBS score.

To help interpret the regression outputs, further plots were developed based on separate linear regression models where tertiles of lifestyle score were calculated to predict the change in PHQ-9, GAD-7 and SWEMWBS scores. These separate plots were adjusted for baseline PHQ-9, GAD-7 and SWEMWBS, respectively.

RESULTS

Demographic characteristics for cohort of HCPs (N=613)

A total of 613 HCPs with both baseline and follow-up data were included in the analysis (see [figure 1](#) for flowchart). Online supplemental table 1 shows the baseline demographic characteristics of the sample. The median age group was 36–50 years. Most participants were of white ethnicity (80.9%) and self-identified as female gender (76.7%). Most HCPs were also married or living with a partner in the family (65.6%), and most lived with at least one other person in their household (84.7%). Lastly, the majority of HCPs had high educational attainment (86.8% had a bachelor's degree, master's degree or doctor of philosophy degree).

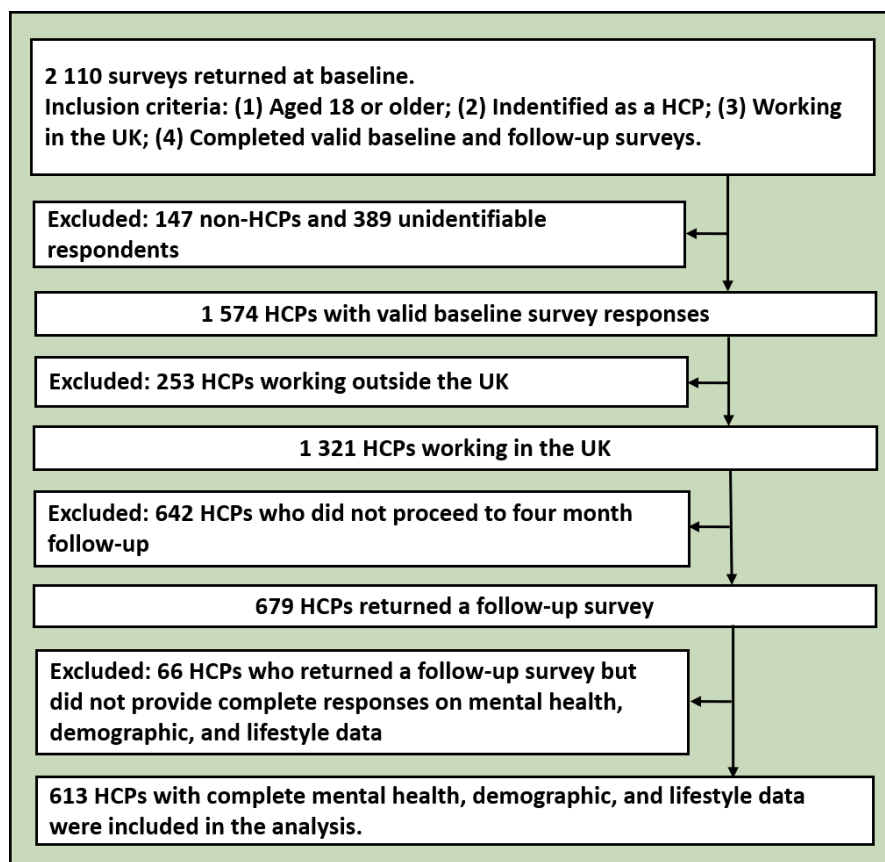


Figure 1 Flowchart for the final sample. HCP, healthcare professional; UK, United Kingdom.

Table 1 Change in health-risk behaviours (compared with before the pandemic), and prevalence of mental health outcomes at baseline and follow-up in UK HCPs (N=613)

Lifestyle		Baseline (%)	Follow-up (%)
Physical activity			
	More physically active	137 (22.3)	104 (17.0)
	Same as before	200 (32.6)	154 (25.1)
	Less physically active	265 (43.2)	341 (55.6)
	I don't know/I'm not sure	11 (1.8)	14 (2.3)
Alcohol intake			
	Drinking more	183 (29.9)	154 (25.1)
	Same as before	217 (35.4)	210 (34.3)
	Drinking less	112 (18.3)	156 (25.4)
	Already stopped before pandemic	25 (4.1)	23 (3.8)
	Never drank	76 (12.4)	70 (11.4)
Smoking			
	Smoking more	30 (4.9)	20 (3.3)
	Same as before	22 (3.6)	25 (4.1)
	Smoking less	10 (1.6)	13 (2.1)
	Already stopped before pandemic	106 (17.3)	103 (16.8)
	Never smoked	445 (72.6)	452 (73.7)
Vaping			
	Vaping more	9 (1.5)	10 (1.6)
	Same as before	9 (1.5)	11 (1.8)
	Vaping less	3 (0.5)	0 (0.0)
	Already stopped before pandemic	10 (1.6)	12 (2.0)
	Never vaped	582 (94.9)	580 (94.6)
Healthy eating			
	Able to eat a healthy diet	237 (38.7)	232 (37.8)
	Try but not always manage to eat a healthy diet	142 (23.2)	174 (28.4)
	Eating the same as before	212 (34.6)	185 (30.2)
	Cannot manage	10 (1.6)	15 (2.4)
	Never able to eat a healthy diet	12 (2.0)	7 (1.1)
Mental health outcome			
	Major depressive disorder	157 (25.6)	170 (27.7)
	Generalised anxiety disorder	117 (19.1)	125 (20.4)
	Low well-being (SWEMWBS)	77 (12.6)	89 (14.5)

HCP, healthcare professional; SWEMWBS, Short Warwick-Edinburgh Mental Well-being Score.

Lifestyle change and prevalence of mental health outcomes in HCPs

At baseline, UK HCPs generally reported worsened health-risk behaviours compared with before the pandemic (table 1). A higher proportion became physically less active since the beginning of the pandemic (43.2% reported decreased activity vs 22.3% reported increased activity vs 32.6% reported no change), while the majority reported the same levels of alcohol consumption (35.4%). Most participants were never smokers (72.6%) and never vapers (94.9%). Out of those who consumed alcohol,

relatively higher proportions reported consuming more (29.9%) rather than less (18.3%). In smokers and vapers, relatively more participants reported smoking more (4.9% smoking more vs 1.6% smoking less) and vaping more (1.5% vaping more vs 0.5% vaping less). At baseline, 23.2% of UK HCPs reported trying but not always managing to eat a healthy diet.

At follow-up assessment (approximately 4 months later), a relatively larger proportion compared with baseline reported being physically less active (55.6% at follow-up vs 43.2% at baseline) as compared with the beginning of

Table 2 Separate cross-sectional logistic regression models relating the novel lifestyle score to mental health outcomes in UK HCPs at baseline and follow-up

		Adjusted OR	95% CI	P value
Lifestyle score at baseline	MDD (N=613)	0.60	0.51 to 0.70	< 0.001
	GAD (N=613)	0.74	0.62 to 0.87	< 0.001
	Low mental well-being (N=613)	0.64	0.53 to 0.77	< 0.001
Lifestyle score at follow-up	MDD (N=613)	0.76	0.66 to 0.87	< 0.001
	GAD (N=613)	0.83	0.71 to 0.97	0.017
	Low mental well-being (N=613)	0.69	0.58 to 0.83	< 0.001

Each model adjusted for age, gender identity, education, relationship status, number of people living in the household, pre-existing mental health condition and pre-existing physical health condition.
CI, confidence interval; GAD, generalized anxiety disorder; HCP, healthcare professional; MDD, major depressive disorder; OR, odds ratio.

the pandemic. A larger proportion at follow-up (25.4% at follow-up vs 18.3% at baseline) reported drinking less compared with the beginning of the pandemic, and there was relatively little change in smoking or vaping status. The percentage of UK HCPs trying but not always managing to eat a healthy diet increased at follow-up (28.4% at follow-up vs 23.2% at baseline).

The mean total lifestyle scores in the 613 UK HCPs were -0.11 (range=-4 to 3) at baseline and -0.20 (range=-4 to 3) at follow-up (see online supplemental table 2), indicating that, at both baseline and follow-up, the overall lifestyle of UK HCPs worsened as compared with the beginning of the pandemic. The decreased mean score at follow-up indicated that lifestyle worsened over the 4-month period. Regarding mental health, the prevalences of all outcomes increased from baseline to follow-up (table 1).

Cross-sectional logistic regression models relating the novel lifestyle score to the presence of mental health and well-being at baseline and follow-up in UK HCPs

There were consistent associations between the novel lifestyle score and the presence of MDD, GAD and low mental well-being (SWEMWBS) (table 2).

A whole unit increase in total lifestyle score was associated with a 40% reduction in the risk of MDD at baseline (adjusted (adj.) OR: 0.60, 95% CI: 0.51 to 0.70, $p<0.001$) and a 24% reduction at follow-up (adj. OR: 0.76, 95% CI:

0.66 to 0.87, $p<0.001$), a 26% reduction in the risk of GAD at baseline (adj. OR: 0.74, 95% CI: 0.62 to 0.87, $p<0.001$) and a 17% reduction at follow-up (adj. OR: 0.83, 95% CI: 0.71 to 0.97, $p=0.017$), and a 36% reduction in the risk of low mental well-being at baseline (adj. OR: 0.64, 95% CI: 0.53 to 0.77, $p<0.001$) and a 31% reduction at follow-up (adj. OR: 0.69, 95% CI: 0.58 to 0.83, $p<0.001$) (table 2).

Linear regression predicting the change in mental health scores with the change in lifestyle score from baseline to follow-up in UK HCPs

Separate linear regression models showed that a whole unit increase in lifestyle change was inversely associated with the change in PHQ-9 (adj. coefficient: -0.51, 95% CI: -0.73 to -0.30, $p<0.001$) and GAD-7 scores (adj. coefficient: -0.32, 95% CI: -0.53 to -0.10, $p=0.004$), and associated with increased SWEMWBS scores (adj. coefficient: 0.37, 95% CI: 0.18 to 0.55, $p<0.001$) over the 4-month period (table 3). Collectively, this demonstrated that improved lifestyle over time is associated with improved mental health symptoms and well-being during the same period.

When categorised into tertiles of lifestyle change score, significant trends were observed between tertile and change in PHQ-9, GAD-7 and SWEMWBS scores (figure 2) (adjusted for baseline PHQ-9, GAD-7 and SWEMWBS scores, respectively; for unadjusted plots, see online supplemental figure 1).

Table 3 Linear regression predicting the change in mental health scores with change in lifestyle from baseline to follow-up in UK HCPs (N=613)

	Coefficient*	95% CI*	P value*	Coefficient†	95% CI†	P value†
PHQ-9	-0.67	-0.90 to -0.43	<0.001	-0.51	-0.73 to -0.30	<0.001
GAD-7	-0.41	-0.64 to -0.18	0.001	-0.32	-0.53 to -0.10	0.004
SWEMWBS	0.43	0.23 to 0.62	<0.001	0.37	0.18 to 0.55	<0.001

*Adjusted for age, gender identity, education, relationship status, number living in household, pre-existing mental health and pre-existing physical health condition.

†Adjusted for aforementioned variables and baseline mental health score.

GAD-7, Generalised Anxiety Disorder-7; PHQ-9, Patient Health Questionnaire-9; SWEMWBS, Short Warwick-Edinburgh Mental Well-being Score.

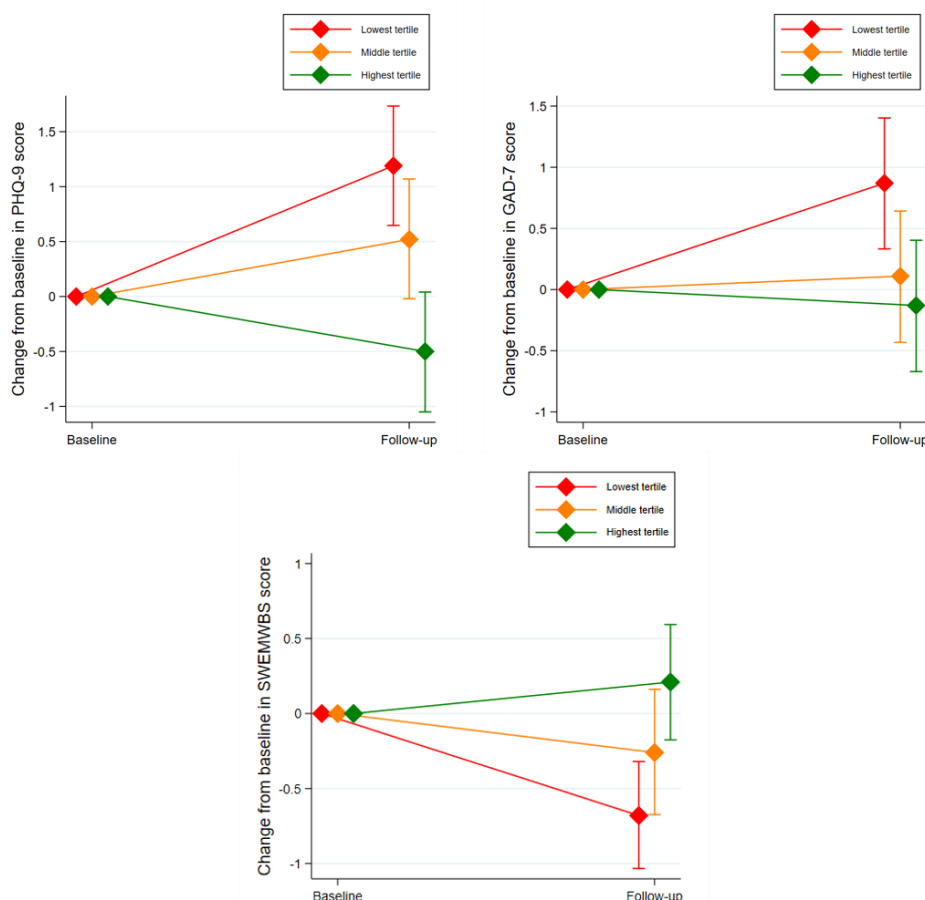


Figure 2 Plots illustrating the change in mean PHQ-9, GAD-7 and SWEMWBS scores from baseline to follow-up, by tertiles of lifestyle score change. Note: the lowest tertile includes lifestyle score changes lower than -0.5 ; the middle tertile includes scores from -0.5 to 0 ; and the highest tertile includes scores greater than 0 . GAD-7, Generalised Anxiety Disorder-7; PHQ-9, Patient Health Questionnaire-9; SWEMWBS, Short Warwick-Edinburgh Mental Well-being Score.

From baseline to follow-up, for PHQ-9, there was a significant reduction in the change of PHQ-9 scores in those in the highest tertile of lifestyle change (adj. coefficient: -1.69 , 95% CI: -2.47 to -0.92 , $p < 0.001$) but not in the middle tertile, compared with participants in the lowest tertile. For GAD-7, there was a significant reduction in the change of GAD-7 scores in those in both the middle (adj. coefficient: -0.76 , 95% CI: -1.52 to -0.00 , $p = 0.049$) and highest (adj. coefficient: -1.00 , 95% CI: -1.76 to -0.24 , $p = 0.010$) tertile, compared with participants in the lowest tertile. For SWEMWBS, there was a significant increase in the change of SWEMWBS scores in those in the highest tertile (adj. coefficient: 0.89 , 95% CI: 0.36 to 1.41 , $p = 0.001$) but not in the middle tertile, compared with participants in the lowest tertile.

DISCUSSION

Main findings

This cohort study indicated that the overall lifestyle in HCPs, consisting of changes to physical activity, cigarette smoking, alcohol consumption, vaping and healthy eating, had deteriorated compared with the beginning of the pandemic and worsened at follow-up. It is also

concerning to note that the prevalence of mental health outcomes increased during this period. The study showed reliable associations between improved lifestyle and reduced risk of mental health issues in UK HCPs during the COVID-19 pandemic: a whole unit increase in lifestyle change was significantly associated with reductions in the odds of having depression, anxiety and low well-being at baseline and follow-up. More importantly, and to our knowledge for the first time, we demonstrated that improved lifestyle over the 4-month period is significantly associated with improved symptoms of validated depression, anxiety and well-being measures in HCPs during the COVID-19 pandemic (figure 3), regardless of their respective baseline mental health score. This is valuable evidence showing that lifestyle, as a modifiable factor, can improve mental health in UK HCPs and could be a recommended intervention, in addition to dedicated psychological support, during the current and future pandemics.

Our findings are consistent with previous work in the general population (and more so in HCPs) during the pandemic.¹⁷ In UK health and social care workers, substance use was found to increase and exercise was

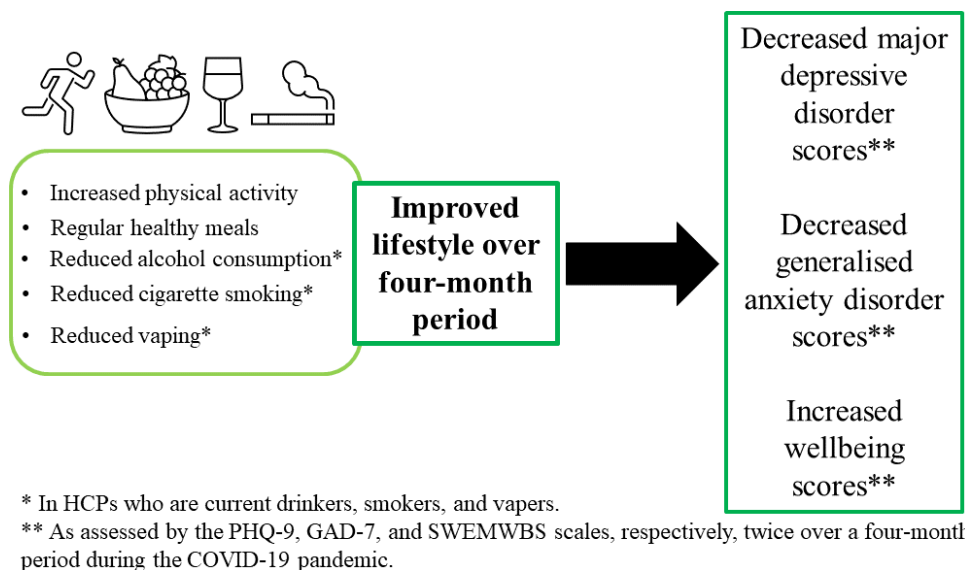


Figure 3 Key study findings showing that improvements on the novel global lifestyle score over a 4-month period in HCPs is associated with improved depression, anxiety, and mental well-being scores over the same 4-month period. GAD-7, Generalised Anxiety Disorder-7; HCP, healthcare professional; PHQ-9, Patient Health Questionnaire-9; SWEMWBS, Short Warwick-Edinburgh Mental Well-being Score.

found to decrease approximately 6 months after baseline assessment during the pandemic.¹⁹ McFadden and colleagues also found that well-being was consistently associated with substance use and exercise at both time points. Elsewhere, Vietnamese HCPs whose smoking and alcohol consumption was unchanged or increased had significantly increased risk of having depression or anxiety, compared with HCPs whose smoking and alcohol consumption stopped, decreased or never consumed.⁵ Similar observations were made for physical activity and a healthy diet but in the reverse direction.⁵ Our study extends this work considerably by demonstrating associations between improved lifestyle and improved mental health and well-being scores over time.

There are several strengths to this study. First, we examined the associations between lifestyle and various domains of mental health, namely, depression, anxiety and a global indicator of well-being. The value of this is that we can differentiate the relevance of improved lifestyle to specific domains of mental health. Second, the inclusion of a relatively large sample size obtained at two separate points during the pandemic provides reliability in the observed associations. Finally, we obtained changes in mental health over a 4-month period, as opposed to snapshot associations.

Limitations

Despite these strengths, there are some limitations that must be acknowledged. First, most participants were white and female; therefore, our findings could be less applicable to those identifying as male and of other ethnicities. Second, we treated 'prefer not to say' lifestyle responses as missing, but this may underestimate the potential change in behaviours not disclosed by HCPs due to their occupation. Nevertheless, the number of responses for 'prefer not

to say' are minimal relative to the sample size. Third, since we used a global score, the extent that improved mental health scores can be attributed to specific behaviours is uncertain and, unlike validated lifestyle measures such as the SMILE-C (The Short Multidimensional Inventory Lifestyle Evaluation during Confinement),²⁵ we have not accounted for lifestyle domains such as sleep pattern and social support. We expect that either physical activity or alcohol consumption is driving the associations because these behaviours showed a greater number of participants reporting change compared with before the pandemic. Finally, since our lifestyle measures are self-reported, the perceptions of lifestyle change could be influenced by the adverse mental health brought on by the pandemic or otherwise.

Implications

By demonstrating robust evidence for the association between improved lifestyle and improved depression, anxiety and well-being symptoms over time, we can set the groundwork for a lifestyle-based intervention to help mitigate the mental health impact of the pandemic in HCPs.

It would be beneficial to understand the impact of specific lifestyle changes on different domains of mental health in HCPs stratified by their current lifestyle. For example, while increased physical activity (or sustained physical activity in those who are physically active) is likely to improve (or maintain) mental health in HCPs, there will be other lifestyle aspects relevant only to those individuals engaging in that specific lifestyle (e.g. an intervention focusing on reducing alcohol consumption may only be relevant to those who are heavy drinkers). Drawing on this, there are underlying groups that require further study. In this analysis, those who never drank alcohol and those who consume the same as before are categorised as

'no change'. Moreover, we expect that those who drink less than before the pandemic could represent those who continue to be heavy drinkers.

It is also unclear what the relevance of different aspects of lifestyle change is to different domains of mental health. It would be valuable to understand whether improving diet, for example, is as effective as physical activity in mitigating anxiety, or whether improved diet is more relevant to domains such as depression. Future research implementing randomised controlled trials are required to test the efficacy of specified and tailored lifestyle-based interventions to different subgroups of HCPs. A randomised controlled trial will also determine the extent of a bidirectional relationship between lifestyle change and mental health. We hope future researchers can draw on this study to improve the design of future studies evaluating the extent that improvements to lifestyle mitigate adverse mental health in pandemic settings.

Separately, a potential link between pandemic-influenced lifestyle changes and physical health conditions may exist within HCPs, in addition to the potential impact of chronic psychological stress on physical health. This has been recently hypothesised within the general population regarding lockdown measures.²⁶ Since the lifestyle and mental health of UK HCPs appears to have worsened during this 4-month period of the pandemic, further research is needed to examine the longer-term impact on physical health.

CONCLUSION

The general lifestyle of UK HCPs had deteriorated due to the pandemic (and worsened over a 4-months follow-up), and it is associated with an increased risk of depression, anxiety and low well-being. Conversely, an improved lifestyle over this period was associated with reduced symptoms of depression and anxiety and improved well-being. These findings provide support for helping HCPs in prioritising lifestyle improvements as an intervention to help mitigate the mental health impact of the COVID-19 pandemic in HCPs.

Author affiliations

¹William Harvey Research Institute, Queen Mary University of London, London, UK

²Department of Cardiology, Barts Heart Centre, Saint Bartholomew's Hospital, Barts Health NHS Trust, London, UK

³Newham University Hospital, Barts Health NHS Trust, London, UK

⁴Wellbeing Hub, Newham Training Hub, London, UK

⁵NHS North East London CCG, London, UK

⁶Child and Adolescent Mental Health Service, South West London and St George's Mental Health NHS Trust, London, UK

Acknowledgements We acknowledge the extensive support received from the Barts Education Academy and William Harvey Research Institute for sharing some of their resources needed to conduct this study. In particular, we acknowledge the excellent contribution of the following: Julekha Khanam from Barts Health NHS Trust, Elaine Colaco and Martyn Clark from Barts Education Academy, Christina Komodromos from Barnet, Enfield and Haringey Mental Health NHS Trust, Tania Toma from Imperial College Healthcare NHS Trust, and Ade Alele, Professor Sir Mark Caulfield and Professor Amrita Ahluwalia from William Harvey Research Institute.

Contributors Conceptualisation: AG, JG, CM, VK and SMN. Data curation, formal analysis: GC, TG and AG. Funding acquisition and supervision: AG. Methodology: MYK, CM, SMN, IS, JG, VK and AG. Project administration: GC and AG. Validation:

MYK and AG. Visualisation: GC, AG and TG. Writing (original draft): MYK, GC and AG. Writing (review and editing) and investigation: all authors. AG is a principle investigator and responsible for the overall content as guarantor. The guarantor accepts full responsibility for the finished work and/or the conduct of the study, had access to the data, and controlled the decision to publish. AG is a Principle investigator and senior author.

Funding This work was supported by a Barts Charity project grant (MGU0586).

Disclaimer The funders had no role in the study design, data collection, data analysis, data interpretation or writing of the report.

Competing interests None declared.

Patient consent for publication Not applicable.

Ethics approval This study involves human participants and was approved by Cambridge East, Research Ethics Committee (20/EE/0166). The participants gave informed consent to participate in the study before taking part.

Provenance and peer review Not commissioned; externally peer reviewed.

Data availability statement Data are available upon reasonable request. Anonymised data, the data dictionary and survey materials are available from the corresponding author, AG, on request.

Supplemental material This content has been supplied by the author(s). It has not been vetted by BMJ Publishing Group Limited (BMJ) and may not have been peer-reviewed. Any opinions or recommendations discussed are solely those of the author(s) and are not endorsed by BMJ. BMJ disclaims all liability and responsibility arising from any reliance placed on the content. Where the content includes any translated material, BMJ does not warrant the accuracy and reliability of the translations (including but not limited to local regulations, clinical guidelines, terminology, drug names and drug dosages), and is not responsible for any error and/or omissions arising from translation and adaptation or otherwise.

Open access This is an open access article distributed in accordance with the Creative Commons Attribution Non Commercial (CC BY-NC 4.0) license, which permits others to distribute, remix, adapt, build upon this work non-commercially, and license their derivative works on different terms, provided the original work is properly cited, appropriate credit is given, any changes made indicated, and the use is non-commercial. See: <http://creativecommons.org/licenses/by-nc/4.0/>.

ORCID iDs

Mohammed Y Khanji <http://orcid.org/0000-0002-5903-4454>

George Collett <http://orcid.org/0000-0002-5725-8921>

Ajay Gupta <http://orcid.org/0000-0001-5807-8503>

REFERENCES

- Holmes EA, O'Connor RC, Perry VH, *et al.* Multidisciplinary research priorities for the COVID-19 pandemic: a call for action for mental health science. *Lancet Psychiatry* 2020;7:547–60.
- Caroppo E, Mazza M, Sannella A, *et al.* Will nothing be the same again?: changes in lifestyle during COVID-19 pandemic and consequences on mental health. *Int J Environ Res Public Health* 2021;18:8433.
- Fukunaga A, Inoue Y, Yamamoto S, *et al.* Association between adherence to healthy lifestyles and depressive symptoms among Japanese hospital workers during the COVID-19 pandemic. *Asia Pac J Public Health* 2021;33:847–53.
- Miki T, Yamamoto S, Fukunaga A, *et al.* Association between eating balanced meals and depressive symptoms in Japanese hospital workers during the COVID-19 pandemic. *Neuropsychopharmacol Rep* 2022;42:109–13.
- Tran TV, Nguyen HC, Pham LV, *et al.* Impacts and interactions of COVID-19 response involvement, health-related behaviours, health literacy on anxiety, depression and health-related quality of life among healthcare workers: a cross-sectional study. *BMJ Open* 2020;10:e041394.
- Wozniak H, Benzakour L, Moullec G, *et al.* Mental health outcomes of ICU and non-ICU healthcare workers during the COVID-19 outbreak: a cross-sectional study. *Ann Intensive Care* 2021;11:106.
- Walsh R. Lifestyle and mental health. *Am Psychol* 2011;66:579–92.
- Cheikh Ismail L, Osaili TM, Mohamad MN, *et al.* Eating habits and lifestyle during COVID-19 Lockdown in the United Arab Emirates: a cross-sectional study. *Nutrients* 2020;12:3314.
- Chopra S, Ranjan P, Singh V, *et al.* Impact of COVID-19 on lifestyle-related behaviours- a cross-sectional audit of responses from nine

- hundred and ninety-five participants from India. *Diabetes Metab Syndr* 2020;14:2021–30.
- 10 Vanderbruggen N, Matthys F, Van Laere S, *et al.* Self-reported alcohol, tobacco, and cannabis use during COVID-19 lockdown measures: results from a web-based survey. *Eur Addict Res* 2020;26:309–15.
 - 11 Zajacova A, Jehn A, Stackhouse M, *et al.* Changes in health behaviours during early COVID-19 and socio-demographic disparities: a cross-sectional analysis. *Can J Public Health* 2020;111:953–62.
 - 12 Cheval B, Sivaramakrishnan H, Maltagliati S, *et al.* Relationships between changes in self-reported physical activity, sedentary behaviour and health during the coronavirus (COVID-19) pandemic in France and Switzerland. *J Sports Sci* 2021;39:699–704.
 - 13 Flanagan EW, Beyl RA, Fearnbach SN, *et al.* The impact of COVID-19 stay-at-home orders on health behaviors in adults. *Obesity* 2021;29:438–45.
 - 14 Fukushima N, Machida M, Kikuchi H, *et al.* Associations of working from home with occupational physical activity and sedentary behavior under the COVID-19 pandemic. *J Occup Health* 2021;63:e12212.
 - 15 Martínez-de-Quel Óscar, Suárez-Iglesias D, López-Flores M, *et al.* Physical activity, dietary habits and sleep quality before and during COVID-19 lockdown: a longitudinal study. *Appetite* 2021;158:105019.
 - 16 Robinson E, Boyland E, Chisholm A, *et al.* Obesity, eating behavior and physical activity during COVID-19 lockdown: a study of UK adults. *Appetite* 2021;156:104853.
 - 17 Cervera-Martínez J, Atienza-Carbonell B, Mota JC, *et al.* Lifestyle changes and mental health during the COVID-19 pandemic: a repeated, cross-sectional web survey. *J Affect Disord* 2021;295:173–82.
 - 18 De Boni RB, Balanzá-Martínez V, Mota JC, *et al.* Depression, anxiety, and lifestyle among essential workers: a web survey from Brazil and Spain during the COVID-19 pandemic. *J Med Internet Res* 2020;22:e22835.
 - 19 McFadden P, Neill RD, Moriarty J, *et al.* A cross-sectional examination of the mental wellbeing, coping and quality of working life in health and social care workers in the UK at two time points of the COVID-19 pandemic. *Epidemiologia* 2021;2:227–42.
 - 20 Greenberg N, Weston D, Hall C, *et al.* Mental health of staff working in intensive care during Covid-19. *Occup Med* 2021;71:62–7.
 - 21 Khanji MY, Maniero C, Ng S, *et al.* Early and mid-term implications of the COVID-19 pandemic on the physical, behavioral and mental health of healthcare professionals: the CoPE-HCP study protocol. *Front Psychol* 2021;12:39.
 - 22 Kroenke K, Spitzer RL, Williams JB. The PHQ-9: validity of a brief depression severity measure. *J Gen Intern Med* 2001;16:606–13.
 - 23 Spitzer RL, Kroenke K, Williams JBW, *et al.* A brief measure for assessing generalized anxiety disorder: the GAD-7. *Arch Intern Med* 2006;166:1092–7.
 - 24 Tennant R, Hiller L, Fishwick R, *et al.* The Warwick-Wdinburgh Mental well-being Scale (WEMWBS): development and UK validation. *Health Qual Life Outcomes* 2007;5:63.
 - 25 Balanzá-Martínez V, Kapczinski F, de Azevedo Cardoso T, *et al.* The assessment of lifestyle changes during the COVID-19 pandemic using a multidimensional scale. *Rev Psiquiatr Salud Ment* 2021;14:16–26.
 - 26 Mattioli AV, Ballerini Puviani M, Nasi M, *et al.* COVID-19 pandemic: the effects of quarantine on cardiovascular risk. *Eur J Clin Nutr* 2020;74:852–5.



Dr Mohammed Y. Khanji attended the National University of Ireland, Galway and graduated in 2004 with a MBBCh. He then graduated with a PhD from Queen Mary University of London in the UK. He currently works as a consultant cardiologist in the Department of Cardiology at Barts Health NHS Trust. He is co-chair of the East London Cardiovascular Disease Prevention (ELoPE-CVD) Group and Honorary Clinical Reader (Associated Professor) at Queen Mary University of London in the UK. His main research interests include cardiovascular disease prevention, population health, and cardiovascular imaging.